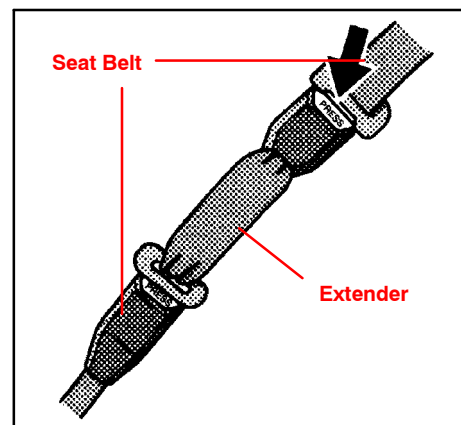


Introduction Toyota and Scion customers who find it necessary to increase the length of their seat belts may obtain Seat Belt Extenders at **no cost** through their local Toyota dealer.

- The extender is available in 6 inch, 9 inch, 12 inch, 15 inch and 18 inch lengths.
- The extender is available **only in black**.
- Owners are informed of the Seat Belt Extender availability through the Toyota Owner's Manual included in each vehicle.



The customer (individual requiring the extender) must visit a Toyota dealership to have the required measurements made and to complete the Seat Belt Extender Worksheet. The worksheet will allow the proper fitting and selection of a Seat Belt Extender for the customer. The dealership personnel should then determine the applicable part number and place a **Critical Order** order through the **TDN Parts Network** or **Dealer Daily**.

The dealership service department should complete the affixed Seat Belt Extender Customer Information Label on the part and review the "Owner Instruction Sheet" with the customer. The dealership should give a copy of the completed worksheet to the customer and keep the original in the customer's file.

To assure utmost owner satisfaction, it is recommended that a dealership designate one person to coordinate all activities related to the Seat Belt Extender issue.

It is recommended that dealerships **do NOT stock** Seat Belt Extenders due to the need for proper fitting to individual customers.

This bulletin contains the following information:

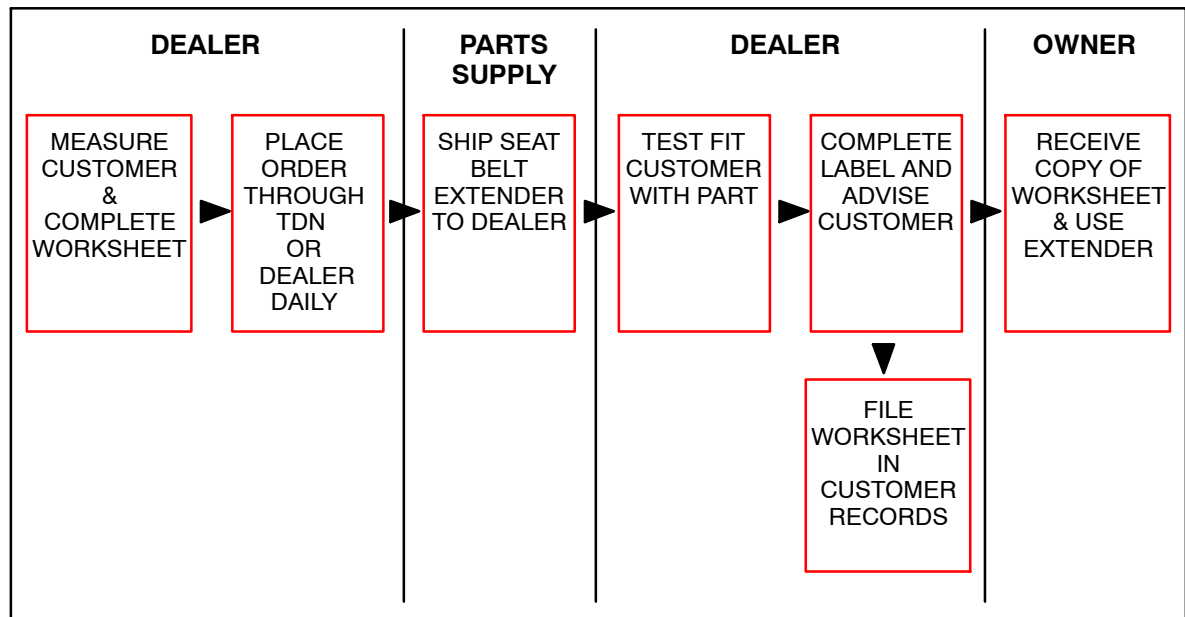
Procedure and Sample Label	Page 2
Application Charts	Pages 3 - 5
Part Number Information	Page 6
Owner Instructions	Page 7
Seat Belt Extender Worksheet	Page 8

- Applicable Vehicles**
- **2002 - 2004** model year **Toyota** vehicles.
 - **2004** model year **Scion** vehicles.

Warranty Information

OP CODE	DESCRIPTION	TIME	OFF	T1	T2
N/A	Not Applicable to Warranty	-	-	-	-

- Procedure**
1. Customer requests a Seat Belt Extender from dealer.
 2. Dealer verifies the need for a Seat Belt Extender and obtains a current copy of this TSB and copies the Worksheet.
 3. Dealer measures the customer and completes the Worksheet. Dealer determines the correct part number and place a Critical Order order for the part through the TDN Parts Network or Dealer Daily.
 4. Dealer receives Seat Belt Extender and calls the customer to check the fit of the part.
 5. If the Seat Belt Extender fit is good, dealership personnel completes the Customer Information Label on the part, explains usage of the part, and gives the customer a copy of the completed Worksheet.
 6. Dealer places copy of the completed Worksheet in the customer's records.



Sample Seat
Belt Extender
Customer
Information
Label

CAUTION
THIS SEAT BELT EXTENDER IS TO BE USED ONLY BY: _____
ON VEHICLE: _____
VIN: _____
SEATING POSITION: _____
USE BY OTHERS, OR IN ANOTHER SEATING POSITION, OR IN ANOTHER VEHICLE COULD REDUCE SEAT BELT RESTRAINT IN AN ACCIDENT AND RESULT IN PERSONAL INJURY.

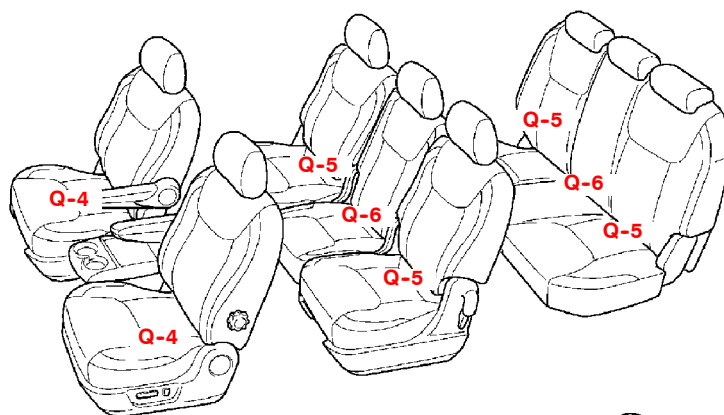
**Sienna Front
Seat Belt
Extender
Applications**

FRONT SEAT - EXTENDER APPLICATION				
MODEL	TYPE	'04	'03	'02
Sienna	All Models	Q-4	Q-4	Q-4

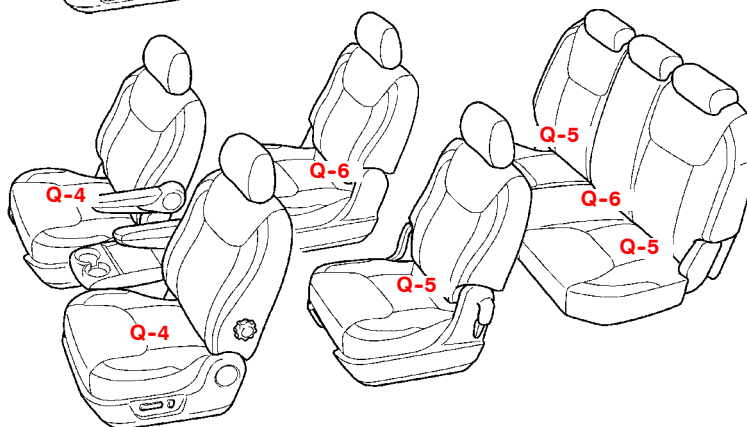
**Sienna Rear
Seat Belt
Extender
Applications**

REAR SEAT - EXTENDER APPLICATION				
MODEL	TYPE	'04	'03	'02
Sienna	Rear Seat 2nd Row RH - 7 Passengers	Q-6	Q-4	Q-4
	Rear Seat 2nd Row RH - 8 Passengers	Q-5	N/A	N/A
	Rear Seat 2nd Row & 3rd Row Center Seat	Q-6	N/A	N/A
	Rear Seat 2nd Row & 3rd Row Left Side	Q-5	Q-4	Q-4

8 Passengers



7 Passengers



**Front Seat
Belt Extender
Applications**

TOYOTA FRONT SEAT - EXTENDER APPLICATION				
MODEL	TYPE	'04	'03	'02
4Runner	All Models	K-6	K-6	K-5
Avalon*		T-1	T-1	T-1
Camry		R-6	Q-4	Q-4
Celica		N-7	N-7	N-7
Corolla		Q-5	Q-4	Q-4
ECHO		K-5	K-5	K-5
Highlander		R-6	R-5	R-5
Land Cruiser		K-6	K-6	K-5
Matrix		Q-5	Q-4	-
MR2 Spyder		N-7	N-7	N-7
Prius		R-6	N-7	N-7
RAV4		R-6	R-5	R-5
RAV4 EV		-	R-5	R-5
Sequoia		Q-4	Q-4	Q-4
Solara		Q-5	Q-4	Q-4
Tacoma*		S-2	S-2	S-2
Tundra*		Q-4	Q-4	Q-4

* A seat belt extender must not be used for the center seat of an Avalon, Tacoma, or Tundra that have a bench seat.

SCION FRONT SEAT - EXTENDER APPLICATION				
MODEL	TYPE	'04	'03	'02
Scion xA	All Models	R-6	-	-
Scion xB		R-6	-	-

**Rear Seat
Belt Extender
Applications**

REAR SEAT - EXTENDER APPLICATION				
MODEL	TYPE	'04	'03	'02
4Runner	All Models	-	R-6	R-5
	Without 3rd Row Seat	R-6	-	-
	With 3rd Row Seat	K-5	-	-
Avalon	All Models	T-1	T-1	T-1
Camry		Q-4	Q-4	Q-4
Celica	Liftback	N-7	N-7	N-7
Corolla	TMMC Production (CAN)	Q-5	Q-4	Q-4
	NUMMI Production (US)	Q-5		T-1
	Takaoka Production (JPN)	Q-5		-
ECHO	All Models	R-6	R-6	R-5
Highlander		R-6	R-5	R-5
Land Cruiser		K-5	K-5	K-5
Matrix		T-1	T-1	-
Prius		R-6	N-7	N-7
RAV4		R-6	R-5	R-5
RAV4 EV		-	R-5	Q-4
Sequoia	Rear Seat #1	T-1	T-1	T-1
	Rear Seat #2	Q-4	Q-4	Q-4
Solara	All Models	Q-5	Q-4	Q-4
Tacoma	Xtracab	K-3	T-1	T-1
	Double Cab	S-2	S-2	S-2
Tundra	Access Cab	Q-4	Q-4	Q-4

NOTE:

A seat belt extender must not be used for the center rear seat belt.

SCION REAR SEAT - EXTENDER APPLICATION				
MODEL	TYPE	'04	'03	'02
Scion xA	All Models	R-6	-	-
Scion xB		R-6	-	-

Part Number
Information

PART NUMBER PREFIX: 73399-					
SERIES	LENGTH				
	6 INCH	9 INCH	12 INCH	15 INCH	18 INCH
K-3	-22060	-22070	-22080	-22090	-22100
K-5	-35010	-35020	-35030	-35040	-35050
K-6	-35060	-35070	-35080	-35090	-35100
N-1	-12060	-12070	-12080	-12090	-12100
N-5	-20110	-20120	-20130	-20140	-20150
N-6	-20160	-20170	-20180	-20190	-20200
N-7	-47010	-47020	-47030	-47040	-47050
Q-4	-0W010	-0W020	-0W030	-0W040	-0W050
Q-5	-AE011	AE021	-AE031	-AE041	-AE051
Q-6	-AE060	-AE070	-AE080	-AE090	-AE100
R-5	-16060	-16070	-16080	-16090	-16100
R-6	-35110	-35120	-35130	-35140	-35150
S-1	-04010	-04020	-04030	-04040	-04050
S-2	-04060	-04070	-04080	-04090	-04100
T-1	-01110	-01120	-01130	-01140	-01150

**Owner
Instructions**

Failure to follow the recommendations indicated below could result in reduced effectiveness of the seat belt restraint system in case of vehicle collision, causing personal injury.

If your seat belt cannot be fastened securely because it is not long enough, a personalized Seat Belt Extender is available from your Toyota dealer free of charge.

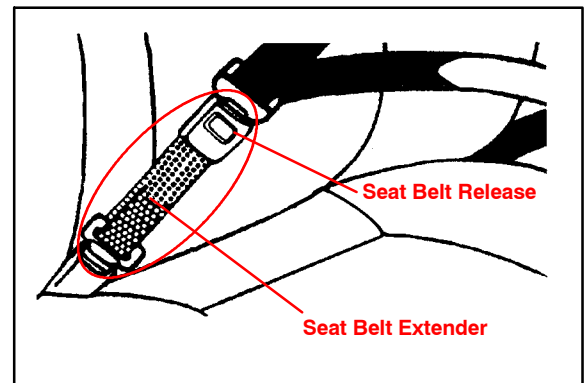
Please visit your local Toyota dealer so that the dealer can order the proper required length extender. Bring the heaviest coat you expect to wear for proper measurement and selection of length. Additional ordering information is available at your Toyota dealer.

When the Seat Belt Extender is provided for rear seat positions (with automatic locking retractor), make sure the retractor is locked when in use.

To connect the extender to the seat belt, insert the tab into the seat belt buckle so that the buckle-release buttons of the extender and the seat belt are both facing outward as shown.

You will hear a click when the tab locks into the buckle.

When not in use, remove the extender and store in the vehicle for future use.

**CAUTION:**

On vehicles equipped with SRS - Occupant Classification System (OCS)*, it is critical that the extender tab be buckled into the buckle **AFTER** the occupant sits down in the seat.

Leaving extender installed in the buckle before sitting down will cause the OCS to be in the "airbag off" or disarmed state.

* OCS will enable or disable the passenger front and side airbags based on passenger weight and seat belt latch position classifying the passenger as a child or adult.

CAUTION:

When using the Seat Belt Extender, observe the following. Failure to follow these instructions could result in reduced effectiveness of the seat belt restraint system in case of vehicle accident, increasing the chance of personal injury.

- Never use the Seat Belt Extender if you can **COMFORTABLY** fasten the seat belt without it.
- The Seat Belt Extender must never be used with any child safety seats.
- Remember that the extender provided for you may not be safe when used on a different vehicle, or for another person or at a different seating position than the one originally intended for.

SEAT BELT EXTENDER WORKSHEET

PLEASE COPY THIS ORIGINAL WORKSHEET FOR EACH EXTENDER NEEDED

CAUTIONS:

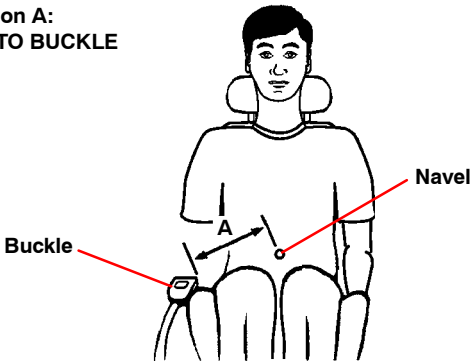
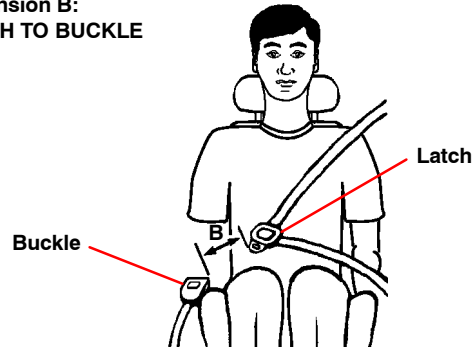
- To minimize the chance and/or severity of injury in an accident, the Seat Belt Extender must only be used:
 - By the person for whom it was provided.
 - In the seat position for which it was provided.
- The Seat Belt Extender must never be used with any child safety seats.
- When the Seat Belt Extender is provided for rear seat positions (with automatic locking retractor), make sure the retractor is locked when extender belt is in use.

DEALER		SEAT BELT EXTENDER APPLICATION		APPLICANT	
DEALER CODE	DEALER NAME	APPLICANT NAME			
ADDRESS		ADDRESS			
CITY & STATE	ZIP	CITY & STATE	ZIP	PHONE	
EMPLOYEE NAME	MODEL YEAR	BODY TYPE	SEATING POSITION	VEHICLE IDENTIFICATION NUMBER	

DIRECTIONS FOR DETERMINING PROPER EXTENDER LENGTH

- Place the seat in the position the applicant normally uses.
 - With the applicant in the seat, wearing the thickest coat expected to be worn, pull belt all the way out and try to buckle belt.
 - If belt latches into buckle and feels comfortable against upper chest area, an extender is not needed.
 - If belt does not buckle, continue with Step 3.
 - If buckle latches but belt has no slack remaining, continue with Step 3.
 - Measure distance between applicant's navel and seat belt buckle (Dimension A) and enter on Worksheet.
 - With belt all the way out, measure distance between latch tip and buckle tip (Dimension B) and enter on Worksheet.
- NOTE: If belt latches but there is no slack enter zero as Dimension B.
- Subtract Dimension B from Dimension A and record number in Check Number box on Worksheet.
 - Seat Belt Extender length is Dimension B rounded up to next extender length (without exceeding Check Number).

NOTE: If extender length exceeds Check Number, an extender cannot be provided to the customer.

<p>Dimension A: NAVEL TO BUCKLE</p> 	<p>Dimension B: LATCH TO BUCKLE</p> 
---	--

SEAT BELT EXTENDER CALCULATION

DIMENSION A:	DIMENSION B:	CHECK NUMBER:
--------------	--------------	---------------

SEAT BELT EXTENDER AUTHORIZATION

- The same Seat Belt Extender can be used for right and left seating applications. Each Seat Belt Extender will have a label identifying the owner, VIN and seating position. Seat Belt Extenders are available only in black.
- Applicant's Signature: _____ Date: _____
(Actual user of Seat Belt Extender)