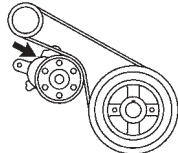

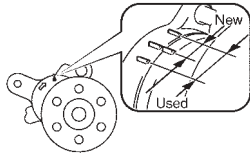
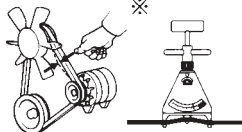



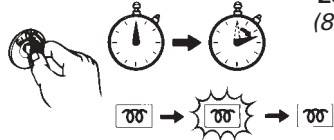
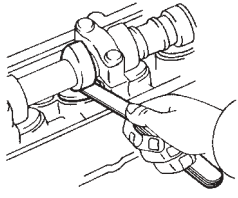


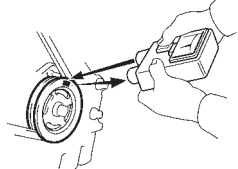


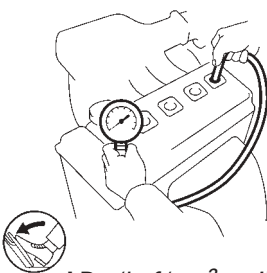



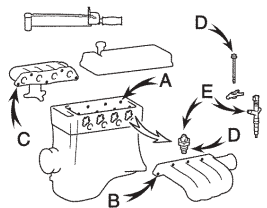

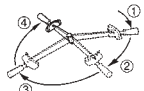
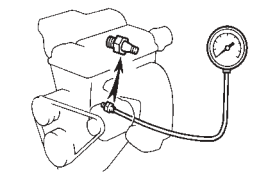





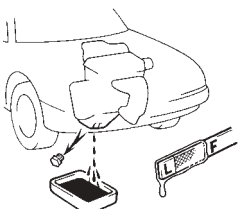

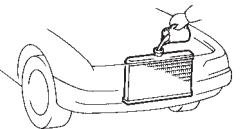
		1CD-FTV
cm <sup>3</sup> or CC (cu. in.)		1995 (121.7)
		
		<b>12.5–15.5 (0.49–0.61)</b> ※196–392 (20–40)
		<b>15–18 (0.59–0.71)</b> ※294–441 (30–45)
	<b>20°C (68°F)</b>	<b>1.1</b>
	<b>28°C (82°F)</b>	<b>1.0</b>
		<b>0.20–0.30 (0.008–0.012)</b>
		<b>0.35–0.45 (0.014–0.018)</b>
		<b>700–800</b>
		<b>5100–5250</b>

 <b>kPa (kgf/cm<sup>2</sup>, psi)</b>		<b>2746 (28.0, 398)</b>
		 <b>2256 (23.0, 327)</b>
 <b>N·m (kgf·cm, ft·lbf)</b>		 ① 45 (460, 33)    ③ 90° ② 90°    ④ 90°
	<b>A</b>	<b>20.5 (209, 15)</b>
	<b>B</b>	<b>46.5 (475, 34)</b>
	<b>D</b>	<b>25.7 (262, 19)</b>
	<b>E</b>	New *31 (316, 23)    Reuse *36 (371, 27) 34 (347, 25)    40 (408, 29.5)
 <b>kPa (kgf/cm<sup>2</sup>, psi)</b>		 <b>29 (0.3, 4.3)</b>
	<b>3,000 rpm</b> 	

	<p>CLM</p>
	<p>5.3 (5.6, 4.7)</p>
	<p>5.9 (6.2, 5.2)</p>
<p>liter (US qts, Imp. qts)</p>	<p><b>API CF-4 or CF</b> <b>(You may also use API CE or CD)</b></p>
 <p>liter (US qts, Imp. qts)</p>	<p>w/ Rear Heater      8.8 (9.3, 7.7) w/o Rear Heater      7.6 (8.0, 6.7)</p>

# Avensis Verso/Picnic Diesel

CLM20 - 0011809 ~ , 5019328 ~



	<b>A</b>	182.8–192.8 (7.197–7.591)	178.8–188.8 (7.039–7.433)
	<b>B</b>	5–15 (0.20–0.59)	
	<b>C</b>	25 (0.98)	
mm (in.)		SAE J1703 or FMVSS No. 116 DOT3	

	<b>A</b>	170.4–180.4 (6.709–7.102)	172.7–182.7 (6.799–7.193)
	<b>B</b>	1–6 (0.04–0.24)	
	<b>C</b> ※1	54 (2.1)	63 (2.5)
mm (in.)		SAE J1703 or FMVSS No. 116 DOT3	

	4–7		
196 N (20 kgf, 44.1 lbf)			

	<b>A</b>	1.0 (0.039)	
	<b>B</b>		
mm (in.)		26.0 (1.023)	10.5 (0.413)



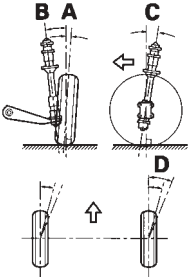
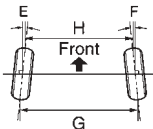
	1.0 (0.039)		
mm (in.)			

	191 (7.520)		
mm (in.)			

	CLM
	216 (2200, 159)
N·m (kgf·cm, ft·lbf)	
	103 (10.5, 76)
N·m (kgf·m, ft·lbf)	

	CLM
	2.5 (2.6, 2.2)
1 3 5 2 4 R	
	API GL-4 or GL-5 SAE 75W-90
liter (US qts, Imp. qts)	

	CLM
	30 (1.2)
mm (in.)	

			
	<b>A</b>	$-0^{\circ}04'\pm45'$ $(-0.07^{\circ}\pm0.75^{\circ})$	$-1^{\circ}17'\pm30'$ $(-1.28^{\circ}\pm0.5^{\circ})$
	<b>B</b>	$10^{\circ}09'\pm45'$ $(10.15^{\circ}\pm0.75^{\circ})$	—
	<b>C</b>	$3^{\circ}03'\pm45'$ $(3.05^{\circ}\pm0.75^{\circ})$	—
	<b>D</b>	$38^{\circ}00'\pm2^{\circ}$	—
	<b>E+F</b>	$0^{\circ}12'\pm23'$ $(0.2^{\circ}\pm0.4^{\circ})$	$0^{\circ}23'\pm35'$ $(0.4^{\circ}\pm0.6^{\circ})$
	<b>G-H</b> mm (in.)	$1\pm2$ $(0.04\pm0.08)$	$2\pm3$ $(0.08\pm0.12)$

	160km/h=100mph		
	205/65R15 94H	160 km/h	290 (2.9, 42)
		160 km/h	230 (2.3, 33)
	205/60R16 92H	160 km/h	290 (2.9, 42)
		160 km/h	230 (2.3, 33)