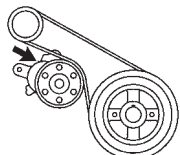

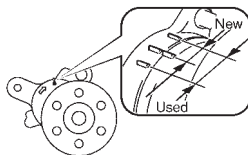
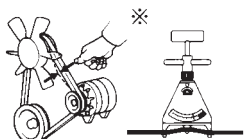




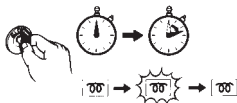
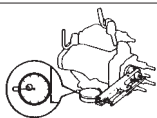

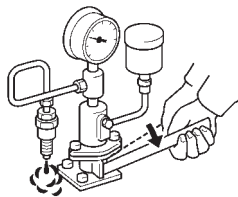

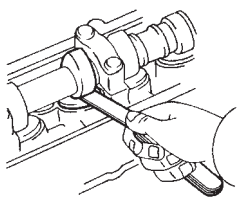



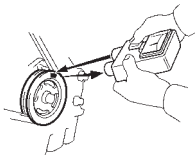




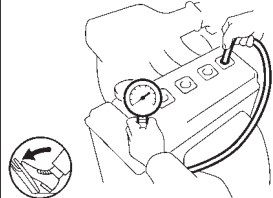





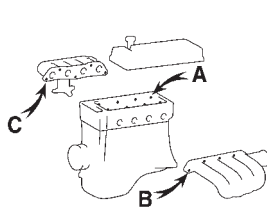
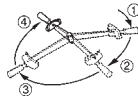
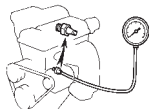





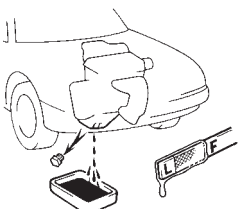

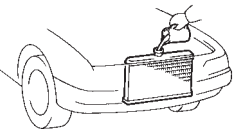
		1CD-FTV
cm ³ or CC (cu. in.)		1995 (121.7)
		
 mm (in.) N (kgf)	 	13–15 (0.51–0.59) ※294–490 (30–66)
		15–18 (0.59–0.71) ※323–519 (33–73)
	20°C (68°F)	0.72
 secs	28°C (82°F)	3.0
 mm (in.)		—
		—
 kPa (kgf/cm ² , psi)		—
 mm (in.)	 	0.20–0.30 (0.008–0.012)  0.35–0.45 (0.014–0.018)

 rpm		 600–700
		 5100–5250
 kPa (kgf/cm², psi)		2746 (28.0, 398)
		 2256 (23.0, 327)
		 490 (5.0, 71)
 N·m (kgf·cm, ft·lbf)	A	 ① 45 (460, 33) ③ 90° ② 90° ④ 90°
	B	21.0 (210, 15)
	C	46.5 (475, 34)
 kPa (kgf/cm², psi)		 29 (0.3, 4.3)
	3,000 rpm 	 245–588 (2.5–6.0, 36–85)

	<p>CLM</p>
	<p>5.3 (5.6, 4.7)</p>
	<p>5.9 (6.2, 5.2)</p>
<p>liter (US qts, Imp. qts)</p>	<p>API CF-4 (You may also use API CF, CE or CD)</p>
 <p>liter (US qts, Imp. qts)</p>	<p>w/ Rear Heater 8.8 (9.3, 7.7) w/o Rear Heater 7.6 (8.0, 6.7)</p>

Avensis Verso/Picnic Diesel

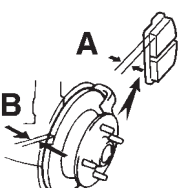




CLM20



	A	182.8–192.8 (7.197–7.591)	178.8–188.8 (7.039–7.433)
	B	5–15 (0.20–0.59)	
	C	25 (0.98)	
mm (in.)		SAE J1703 or FMVSS No. 116 DOT3	

	A	170.4–180.4 (6.709–7.102)	172.7–182.7 (6.799–7.193)
	B	1–6 (0.04–0.24)	
	C	54 (2.1)	63 (2.5)
mm (in.)		SAE J1703 or FMVSS No. 116 DOT3	

	4–7		
196 N (20 kgf, 44.1 lbf)			

 mm (in.)	A	 1.0 (0.039)	
	B		
		 26.0 (1.023)	 10.5 (0.413)



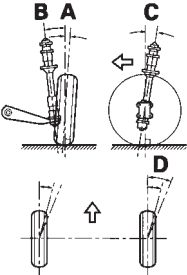
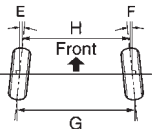
	1.0 (0.039)		
mm (in.)			

	230.6 (9.079)		
mm (in.)			

	CLM
	216 (2200, 159)
N·m (kgf·cm, ft·lbf)	
	103 (1050, 76)
N·m (kgf·cm, ft·lbf)	

	CLM
	2.5 (2.6, 2.2)
liter (US qts, Imp. qts)	
	API GL-4 or GL-5 SAE 75W-90
liter (US qts, Imp. qts)	

	CLM
	30 (1.18)
mm (in.)	

			
	A	$-0^{\circ}04'\pm45'$ $(-0.07^{\circ}\pm0.75^{\circ})$	$-1^{\circ}26'\pm30'$ $(-1.43^{\circ}\pm0.5^{\circ})$
	B	$10^{\circ}09'\pm45'$ $(10.15^{\circ}\pm0.75^{\circ})$	—
	C	$3^{\circ}03'\pm45'$ $(3.05^{\circ}\pm0.75^{\circ})$	—
	D	$38^{\circ}00'\pm2^{\circ}$	—
	E+F	$0^{\circ}\pm12'$ $(0^{\circ}\pm0.2^{\circ})$	$0^{\circ}06'\pm8'$ $(0.10^{\circ}\pm0.13^{\circ})$
	G-H mm (in.)	1 ± 2 (0.04 ± 0.08)	2 ± 3 (0.078 ± 0.12)

		160km/h=100mph			
	Australia	205/65R15 94H	140	290 (2.9, 42)	
			140	230 (2.3, 33)	
		205/60R16 92H	140	290 (2.9, 42)	
			140	230 (2.3, 33)	
	Others	205/65R15 94H	160	290 (2.9, 42)	
			160	230 (2.3, 33)	
		205/60R16 92H	160	290 (2.9, 42)	
			160	230 (2.3, 33)	