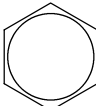
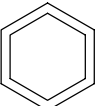
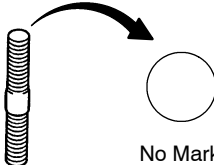
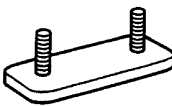
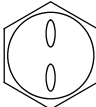
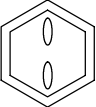
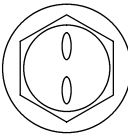
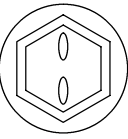











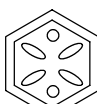


STANDARD BOLT

HOW TO DETERMINE BOLT STRENGTH

030BT-01

Bolt Type				Class
Hexagon Head Bolt		Stud Bolt	Weld Bolt	
Normal Recess Bolt	Deep Recess Bolt			
<div><div>4</div><div></div><div>No Mark</div></div>	<div><div></div><div>No Mark</div></div>	<div><div></div><div>No Mark</div></div>	<div><div></div></div>	4T
<div><div>5</div><div></div></div>	<div><div></div></div>			5T
<div><div>6</div><div></div><div>w/ Washer</div></div>	<div><div></div><div>w/ Washer</div></div>	<div><div></div></div>		6T
<div><div>7</div><div></div></div>	<div><div></div><div></div></div>			7T
<div><div>8</div></div>	<div><div></div></div>	<div><div></div><div></div></div>		8T
<div><div>9</div></div>	<div><div></div></div>			9T
<div><div>10</div></div>	<div><div></div><div></div></div>			10T
<div><div>11</div></div>	<div><div></div><div></div></div>			11T

B06431