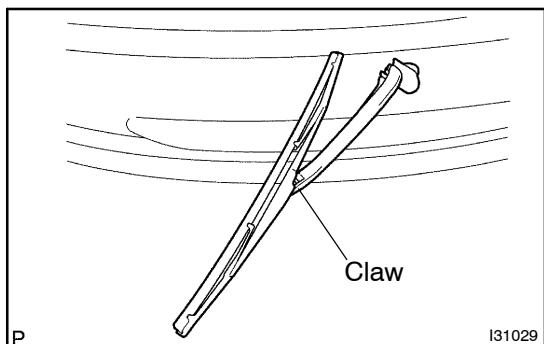


REAR WIPER RUBBER REPLACEMENT

66030-01

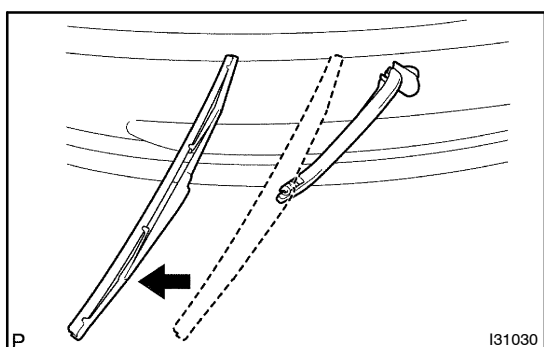


1. REMOVE RR WIPER BLADE

- (a) Raise the RR wiper blade assy to the position shown in the illustration, to the extent that the meshing of the claw is disengaged with the click sound.

NOTICE:

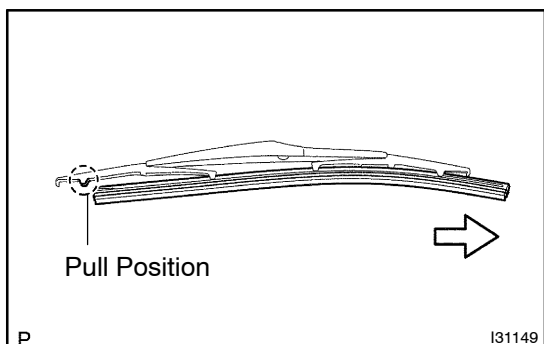
Be careful not to brake the claw.



- (b) Pull straight the RR wiper blade to vehicle's left from the wiper arm.

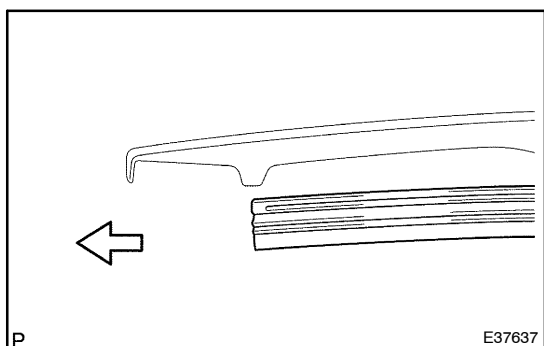
NOTICE:

Do not fold the rear wiper arm with the RR wiper blade being removed from it.



2. REMOVE REAR WIPER RUBBER

- (a) Pull the rear wiper rubber to the position shown in the illustration.



- (b) Remove the rear wiper rubber.
(c) Remove the 2 wiper rubber backing plates from the rear wiper rubber.