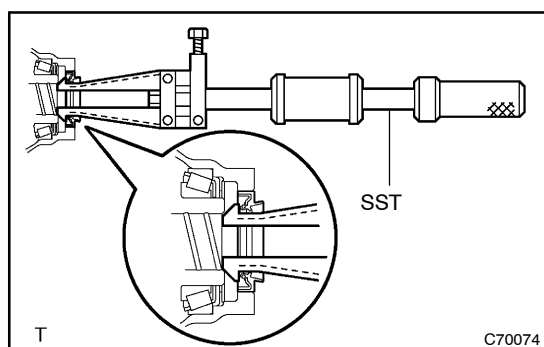


FRONT DIFFERENTIAL OIL SEAL REPLACEMENT

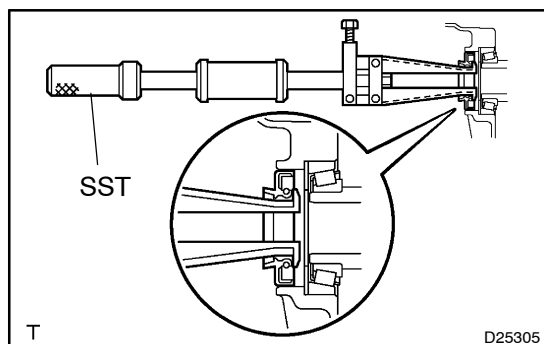
41046-01

1. **DRAIN MANUAL TRANSAXLE OIL**
Torque: 49 N·m (500 kgf·cm, 36 ft·lb)
2. **REMOVE FRONT WHEEL**
3. **REMOVE FRONT DRIVE SHAFT ASSY RH**
(See page 30-7)
SST 09520-01010, 09520-24010 (09520-32040)
4. **REMOVE FRONT DRIVE SHAFT ASSY LH**
(See page 30-7)
SST 09520-01010, 09520-24010 (09520-32040)



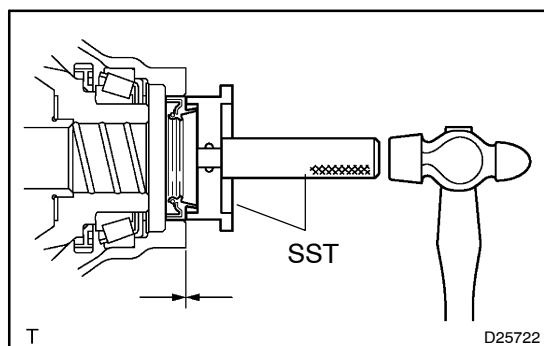
5. REMOVE FRONT TRANSAXLE CASE COVER OIL SEAL

- (a) Using SST, remove the oil seal.
SST 09308-00010



6. REMOVE TRANSMISSION CASE OIL SEAL

- (a) Using SST, remove the oil seal.
SST 09308-00010

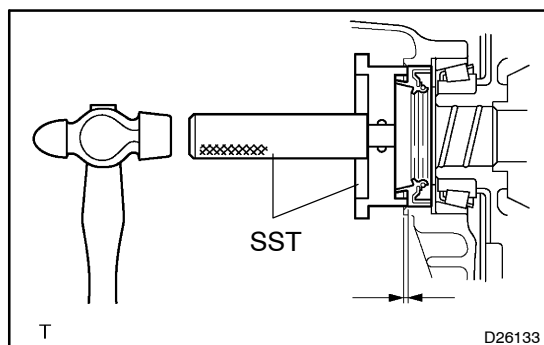


7. INSTALL FRONT TRANSAXLE CASE COVER OIL SEAL

- (a) Coat a new oil seal lip with MP grease.
- (b) Using SST and a hammer, install the oil seal.
SST 09608-10010, 09950-70010 (09951-07200)
Drive in depth: 0 ± 0.5 mm (0 ± 0.020 in.)

NOTICE:

Be careful not to damage the oil seal lip.



8. INSTALL TRANSMISSION CASE OIL SEAL

- Coat a new oil seal lip with MP grease.
- Using SST and a hammer, install the oil seal.
SST 09608-32010, 09950-70010 (09951-07200)
Drive in depth: 3.5 ± 0.5 mm (0.138 ± 0.020 in.)

NOTICE:

Be careful not to damage the oil seal lip.

9. INSTALL FRONT DRIVE SHAFT ASSY LH

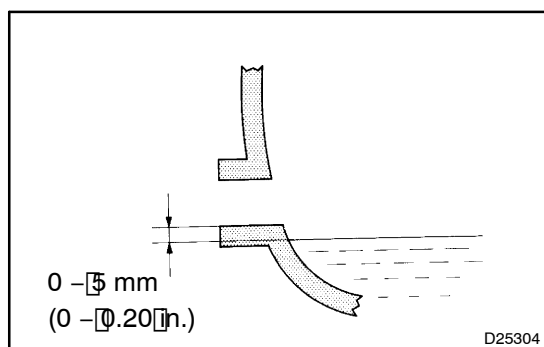
(See page 30-7)

10. INSTALL FRONT DRIVE SHAFT ASSY RH

(See page 30-7)

11. INSTALL FRONT WHEEL

Torque: 103 N·m ($1,050$ kgf·cm, 76 ft·lbf)



12. ADD MANUAL TRANSAXLE OIL

Oil grade: API GL-4 or GL-5

Viscosity: SAE 75W-90

Capacity: 2.5 liters (2.6 US qts, 2.2 Imp. qts)

Torque: 49 N·m (500 kgf·cm, 36 ft·lbf)

13. INSPECT AND ADJUST MANUAL TRANSAXLE OIL (See page 41-2)

14. INSPECT AND ADJUST FRONT WHEEL ALIGNMENT (See page 26-4)

15. CHECK ABS SPEED SENSOR SIGNAL (See page 05-295)