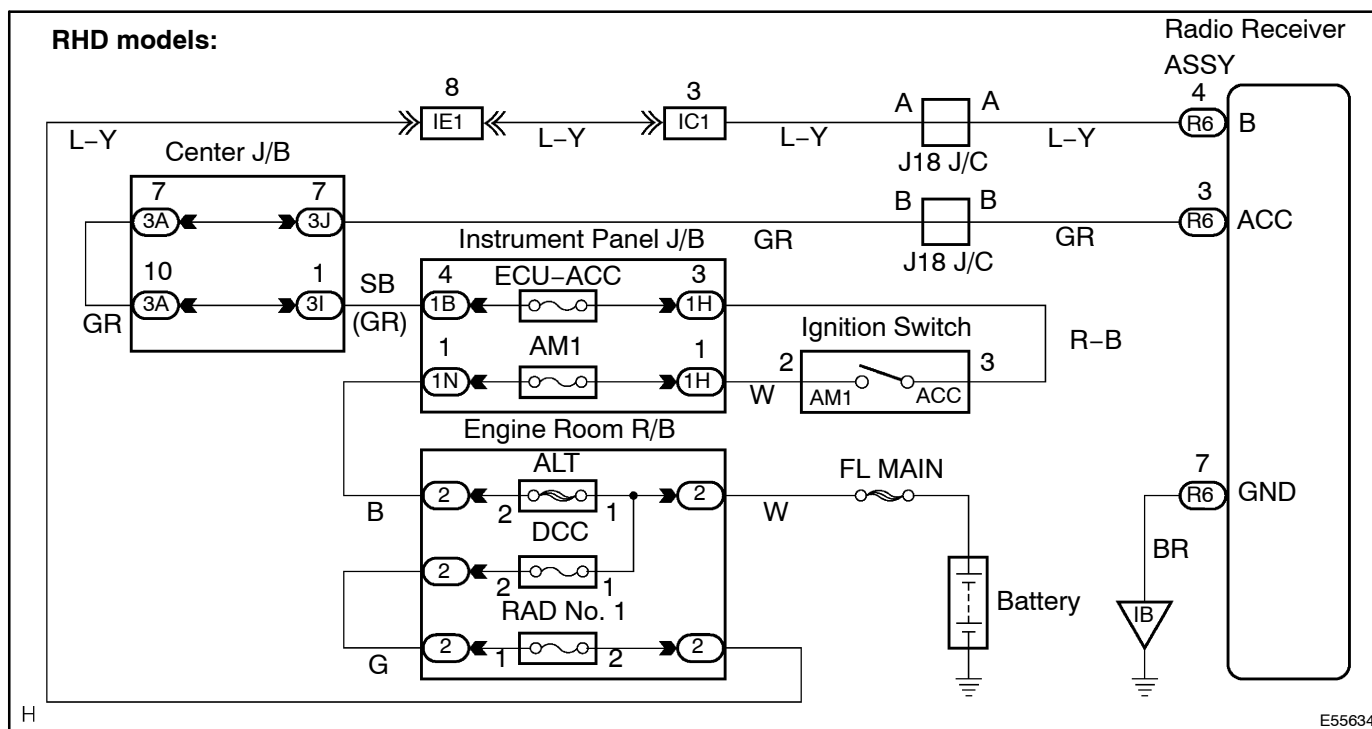
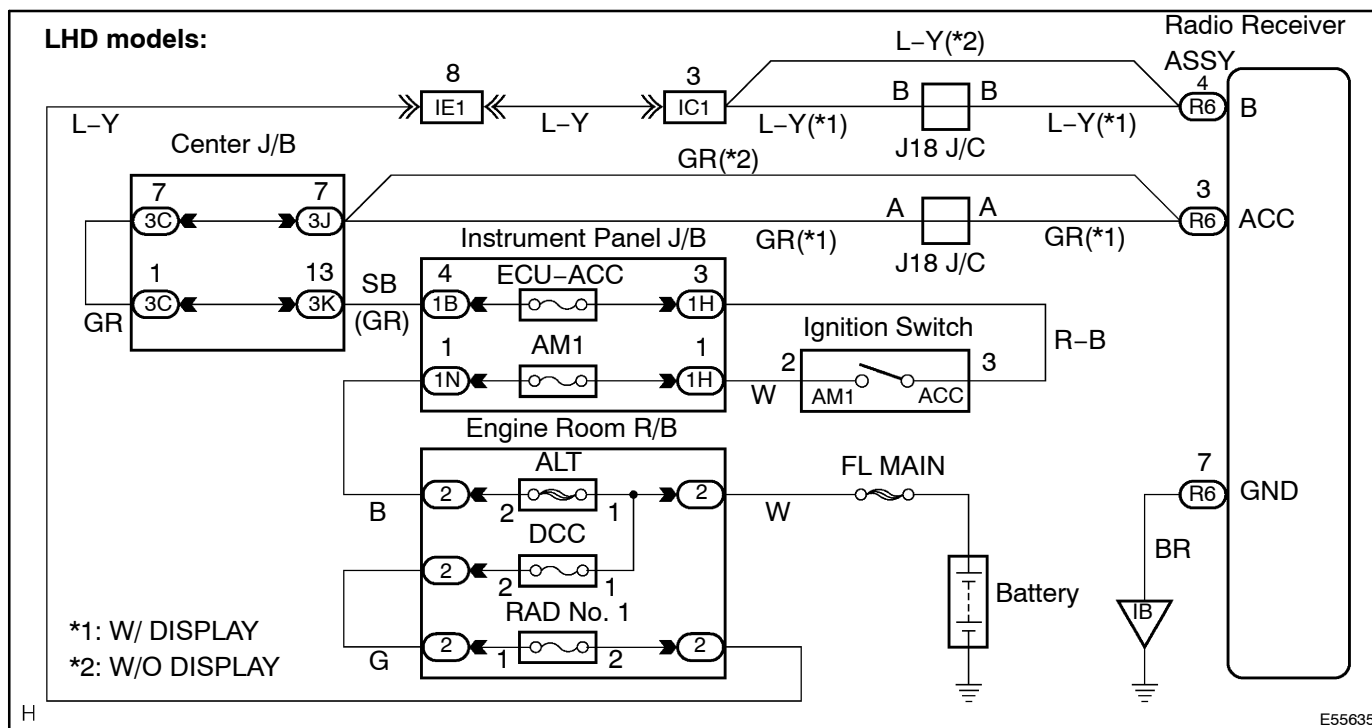


# CD CANNOT BE INSERTED OR IS EJECTED RIGHT AFTER INSERTION

## WIRING DIAGRAM



E55634



E55635

## INSPECTION PROCEDURE

### 1 CHECK IF A PROPER CD IS INSERTED

- (a) Check that a proper CD is inserted.
- (1) Make sure that the CD is normal audio CD, and that there is no deformation, flaw, stain, burr and other defects on the CD.

**Standard: Normal audio CD.**

Reference:

- Translucent or different-shaped CD cannot be played.
- CD-ROM for personal computers (with music recorded in) and recorded CD -R may not be played.
- Playing an 8-cm CD does not require an adapter.

NG

CD FAULTY

OK

### 2 CHECK THAT A PROPER CD IS INSERTED

- (a) Check that a proper CD is inserted.
- (1) Check whether or not the CD is inserted upside down.

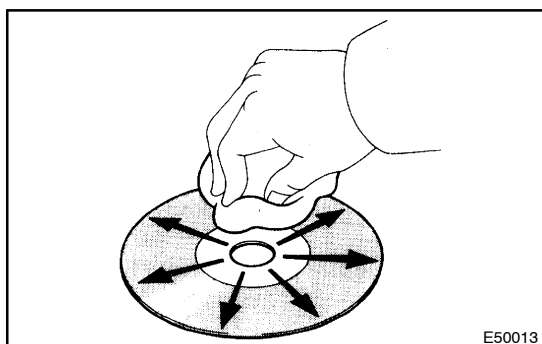
**Standard: Not upside down.**

NG

SET DISC CORRECTLY

OK

### 3 DISC CLEANING



- (a) Disk cleaning
- (1) If the disk gets dirty, clean the disk by wiping the surface from the center to outside in the radial directions with a soft cloth.

**NOTICE:**

**Do not use a conventional record cleaner or anti-static preservative.**

OK

DISC DIRTY

NG

### 4 REPLACE CD WITH ANOTHER AND RECHECK

- (a) Replace the CD with another and recheck.
- (1) Replace the faulty CD with the normal one to see if the same trouble occurs again.

**Standard: malfunction disappear.**

OK

CD FAULTY

NG

## 5 CHECK IF RADIO AUTO-SEARCH FUNCTIONS PROPERLY

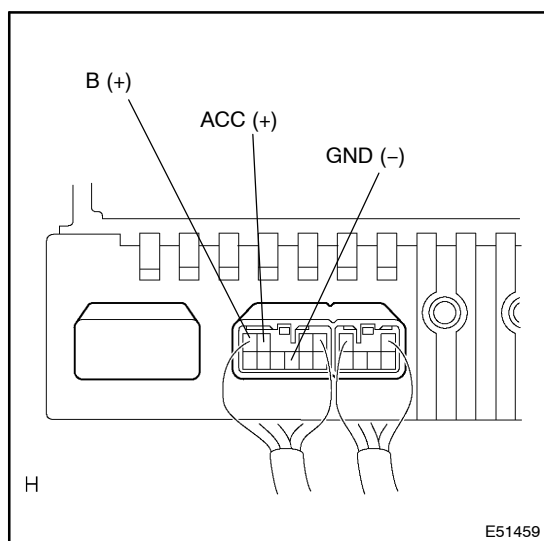
- (a) Check if the radio auto-search function properly.  
 (1) Perform the auto-research of the radio and check that the operation is normal.  
**Standard: malfunction disappear.**

OK

**CHECK AND REPLACE RADIO RECEIVER ASSY**

NG

## 6 INSPECT RADIO RECEIVER ASSY(B,ACC,GND)



- (a) Check that the voltage between terminals at each condition, as shown in the chart.

**Standard:**

Tester connection	Condition	Specified condition
B - GND	Constant	10 - 14 V
ACC - GND	Ignition switch ACC	10 - 14 V

- (b) Check that the continuity between terminals at each condition, as shown in the chart.

**Standard:**

Tester connection	Condition	Specified condition
GND - Body ground	Constant	Continuity

OK

**CHECK AND REPLACE RADIO RECEIVER ASSY**

NG

**REPAIR OR REPLACE HARNESS OR CONNECTOR**