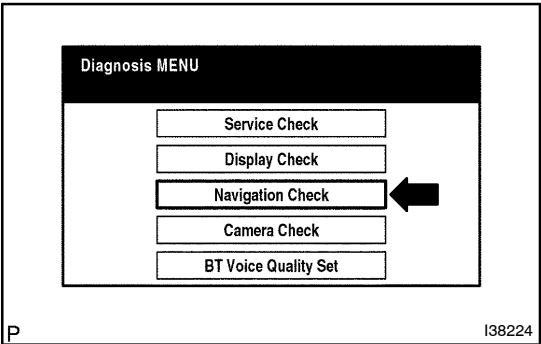


NAVIGATION CHECK MODE (PARTS INFORMATION)

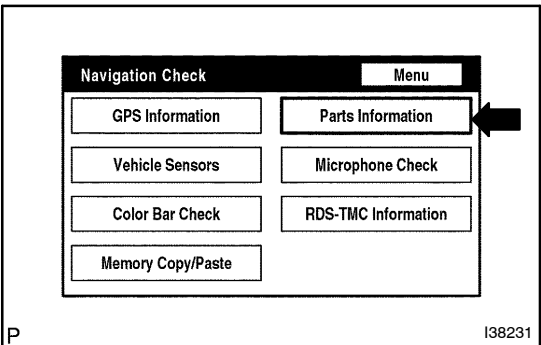
HINT:

- This mode displays product information on the radio and navigation assy and discs.
- Illustrations may differ from the actual vehicle depending on the device settings and options. Therefore, some detailed areas may not be shown exactly the same as on the actual vehicle.


1. Enter diagnostic mode (see page 05-1087).



2. Select "Navigation Check" from the "Diagnosis MENU" screen.



3. Select "Parts Information" from the "Navigation Check" screen.



4. Check the navigation and disc information when the "Parts Information" screen is displayed.

Display	Contents
Navigation Manufacturer/*1	Radio and navigation assy manufacturer name is displayed.
Navigation Version/*2	Radio and navigation assy version is displayed.
Disc Manufacturer/*3	Map disc manufacturer is displayed.
Disc Version/*4	Map disc version is displayed.