

RADIO BROADCAST CANNOT BE RECEIVED(BAD RECEPTION)**INSPECTION PROCEDURE****1 CHECK IF RADIO AUTO-SEARCH FUNCTIONS PROPERLY**

- (a) Check if the radio auto-search functions properly.
(1) Perform the auto-search of the radio and check that it functions normally.

OK: The radio auto-search functions properly.

OK

**REPLACE RADIO RECEIVER ASSY
(SEE PUB. NO. RM864E, PAGE 67-2)**

NG

2 CHECK OPTIONAL COMPONENT

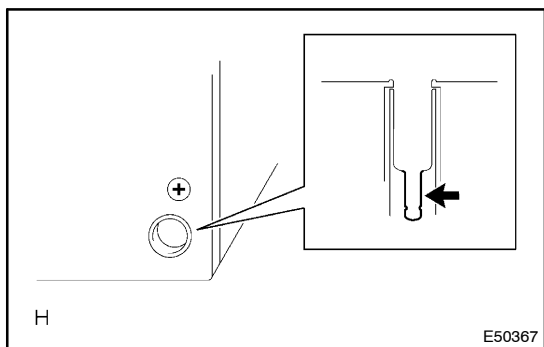
- (a) Check optional component (sun shade film, telephone antenna etc.).
(1) Check whether or not any optional component such as the sun shade film and the telephone antenna is installed.

OK: Optional component is installed.

OK

EFFECT FROM OPTIONAL COMPONENT

NG

3 INSPECT RADIO RECEIVER ASSY(ANTENNA)

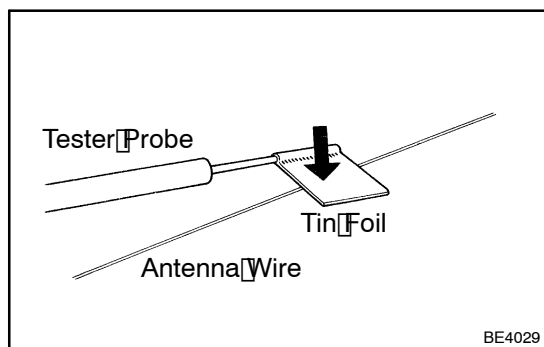
- (a) Preparation for Check
(1) Remove the antenna plug of the radio receiver assembly.
(b) Noise Check
(1) With the radio receiver assy connector connected, turn the ignition switch to the ACC position.
(2) Turn on the radio and choose the AM mode.
(3) Place a screwdriver or a piece of metal such as thin wire on an antenna jack of the radio receiver assy and check that the noise is heard from the speaker.

OK: Noise occurs.

NG

**REPLACE RADIO RECEIVER ASSY
(SEE PUB. NO. RM864E, PAGE 67-2)**

OK

4 CHECK ANTENNA ASSY

(a) Check for continuity of the antenna.

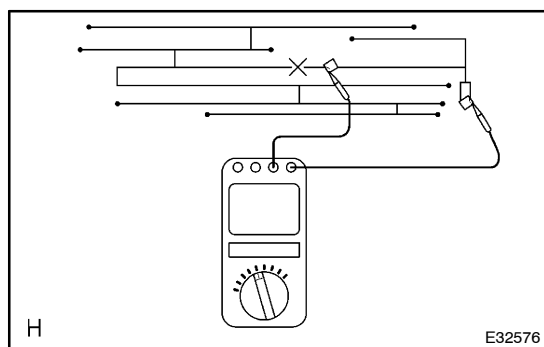
HINT:

Inspect the continuity at the center of each antenna wire, as shown in the illustration.

NOTICE:

When cleaning the glass, use a soft dry cloth, and wipe the glass in the direction of the wire. Take care not to damage the wires. Do not use detergents or glass cleaners with abrasive ingredients. When measuring voltage, wind a piece of tin foil around the top of the negative probe and press the foil against the wire with your finger, as shown in the illustration.

OK: There is continuity in the antenna.



NG

REPAIR ANTENNA ASSY (SEE PAGE 67-6)

OK

5 CHECK AND REPLACE AMPLIFIER ANTENNA ASSY

(a) Replace the amplifier antenna assy and check if it operates normally.

OK: The amplifier antenna assy operates normally.

OK

NORMAL OPERATION

NG

REPLACE RADIO RECEIVER ASSY (SEE PUB. NO. RM864E, PAGE 67-2)