
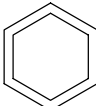
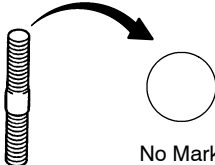
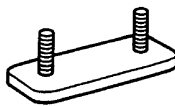

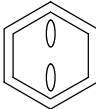

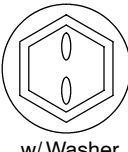















STANDARD BOLT

HOW TO DETERMINE BOLT STRENGTH

0301Z-14

Bolt Type				Class
Hexagon Head Bolt		Stud Bolt	Weld Bolt	
Normal Recess Bolt	Deep Recess Bolt			
<div> No Mark</div>	<div> No Mark</div>	<div> No Mark</div>	<div></div>	4T
<div> No Mark</div>	<div> No Mark</div>			5T
<div> w/ Washer</div>	<div> w/ Washer</div>	<div></div>		6T
<div> No Mark</div>	<div> No Mark</div>			7T
<div> No Mark</div>	<div> No Mark</div>	<div> </div>		8T
<div> No Mark</div>	<div> No Mark</div>			9T
<div> No Mark</div>	<div> No Mark</div>			10T
<div> No Mark</div>	<div> No Mark</div>			11T

B06431