

ELECTRICAL COMPONENT LOCATOR

Article Text

1993 Mazda 929

For Techdoc Ltd.

Copyright © 1997 Mitchell International

Wednesday, March 24, 1999 11:53PM

ARTICLE BEGINNING

1993 ELECTRICAL COMPONENT LOCATION
Mazda Electrical Components

929

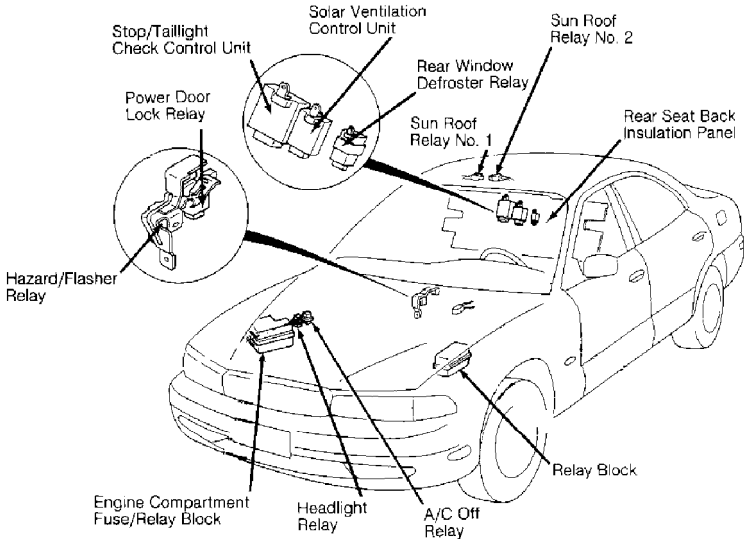
SAFETY PRECAUTION

WARNING: When working on vehicles equipped with Supplemental Restraint System (SRS), never apply electrical voltage to the system. This could cause the SRS (air bag) to be deployed. For complete Air Bag Safety precautions refer to AIR BAG RESTRAINT SYSTEM article in ACCESSORIES/SAFETY EQUIPMENT Section.

BUZZERS, RELAYS & TIMERS

AA	
Component	Component Location
AA	

ABS	
Motor Relay	Mounted on top of ABS actuator.
Valve Relay	Mounted on top of ABS actuator.



93H27422

A/C Off Relay	On bracket, behind fuse/relay block, on right front inner fender panel.
---------------	---

ELECTRICAL COMPONENT LOCATOR

Article Text (p. 2)

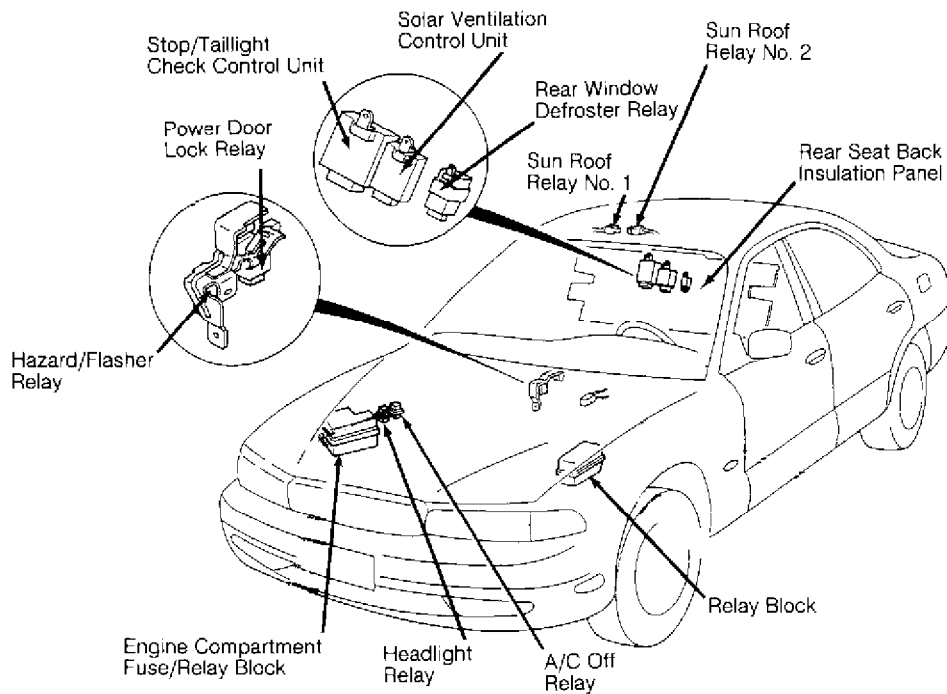
1993 Mazda 929

For Techdoc Ltd.

Copyright © 1997 Mitchell International

Wednesday, March 24, 1999 11:53PM

A/C Relay	On relay block, on left front inner fender panel.
Blower Motor Relay (Max. High)	Behind right side of dash, above blower motor.
Cold Start Injector Relay	On relay block, on left front inner fender panel.
Foglight Relay	On relay block, on left front inner fender panel.
Fuel Pump Relay	On fuse/relay block, on left front inner fender panel.



93H27422

Hazard/Flasher Relay	On bracket, behind center of dash.
----------------------	------------------------------------

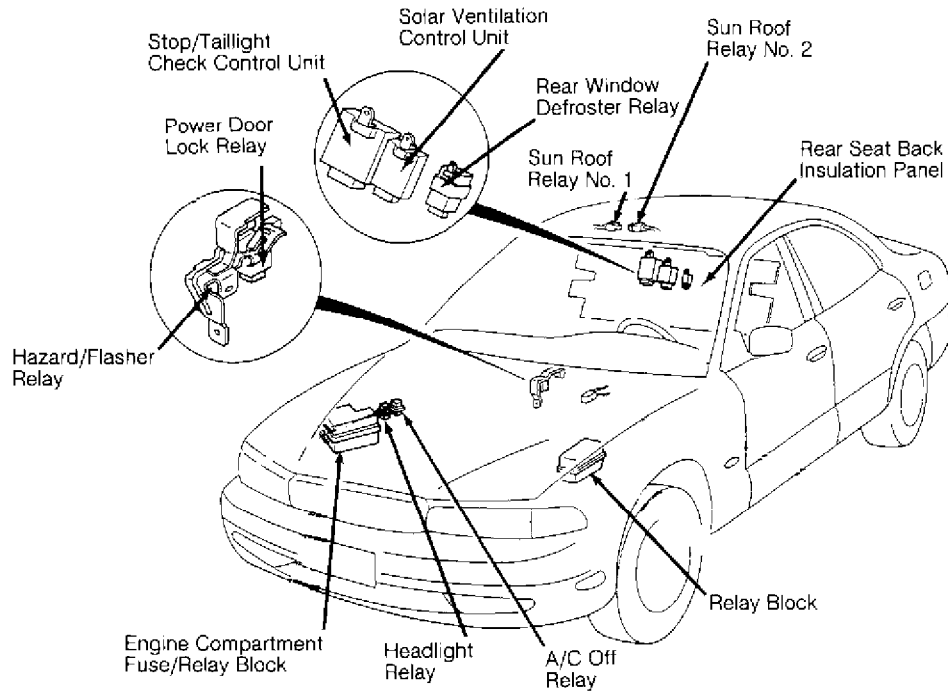
ELECTRICAL COMPONENT LOCATOR

Article Text (p. 3)

1993 Mazda 929

For Techdoc Ltd.

Copyright © 1997 Mitchell International
Wednesday, March 24, 1999 11:53PM



93H27422

Headlight Relay

On bracket, behind fuse/relay block in engine compartment.

Horn Relay

On relay block, on left front inner fender panel.

Injector Main (EGI) Relay

On fuse/relay block, on left inner fender panel.

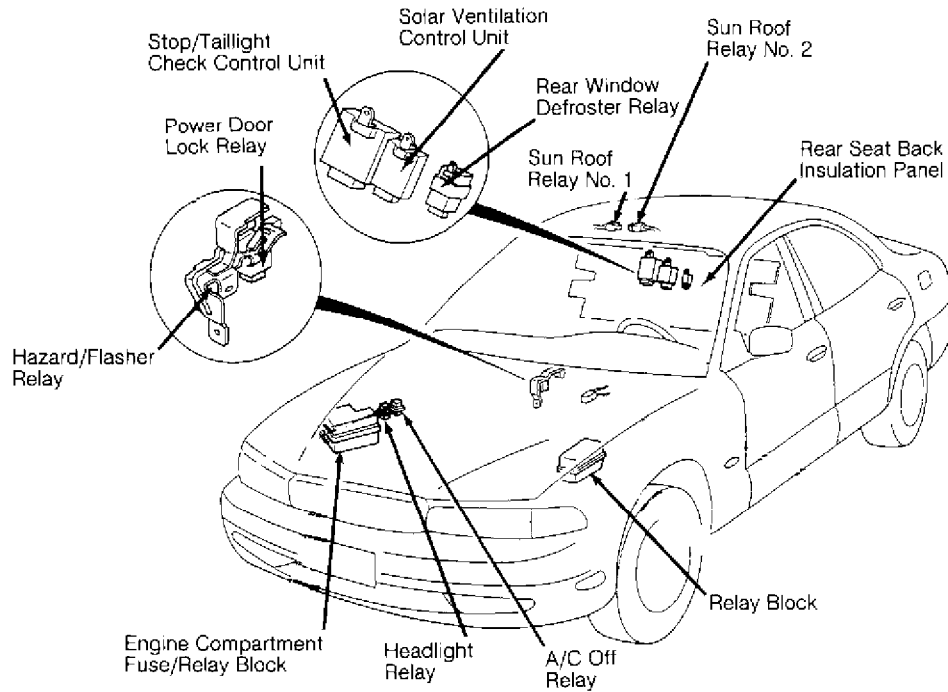
ELECTRICAL COMPONENT LOCATOR

Article Text (p. 4)

1993 Mazda 929

For Techdoc Ltd.

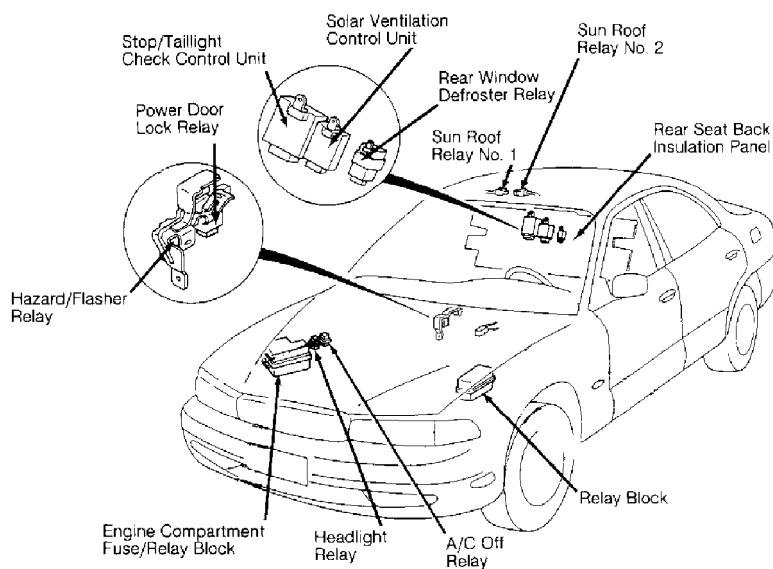
Copyright © 1997 Mitchell International
Wednesday, March 24, 1999 11:53PM



93H27422

Power Door Lock Relay

On bracket, behind center of dash.



93H27422

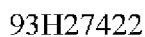
Rear Window Defroster Relay

On bracket, behind rear seat back insulation.

Wednesday, March 24, 1999 11:53PM

On relay block, on left front inner fender panel.

On relay block, on left front inner fender panel.



Above headliner, next to sun
roof motor.

On passenger compartment relay panel.

```

Component                               Component Location

```

ELECTRICAL COMPONENT LOCATOR

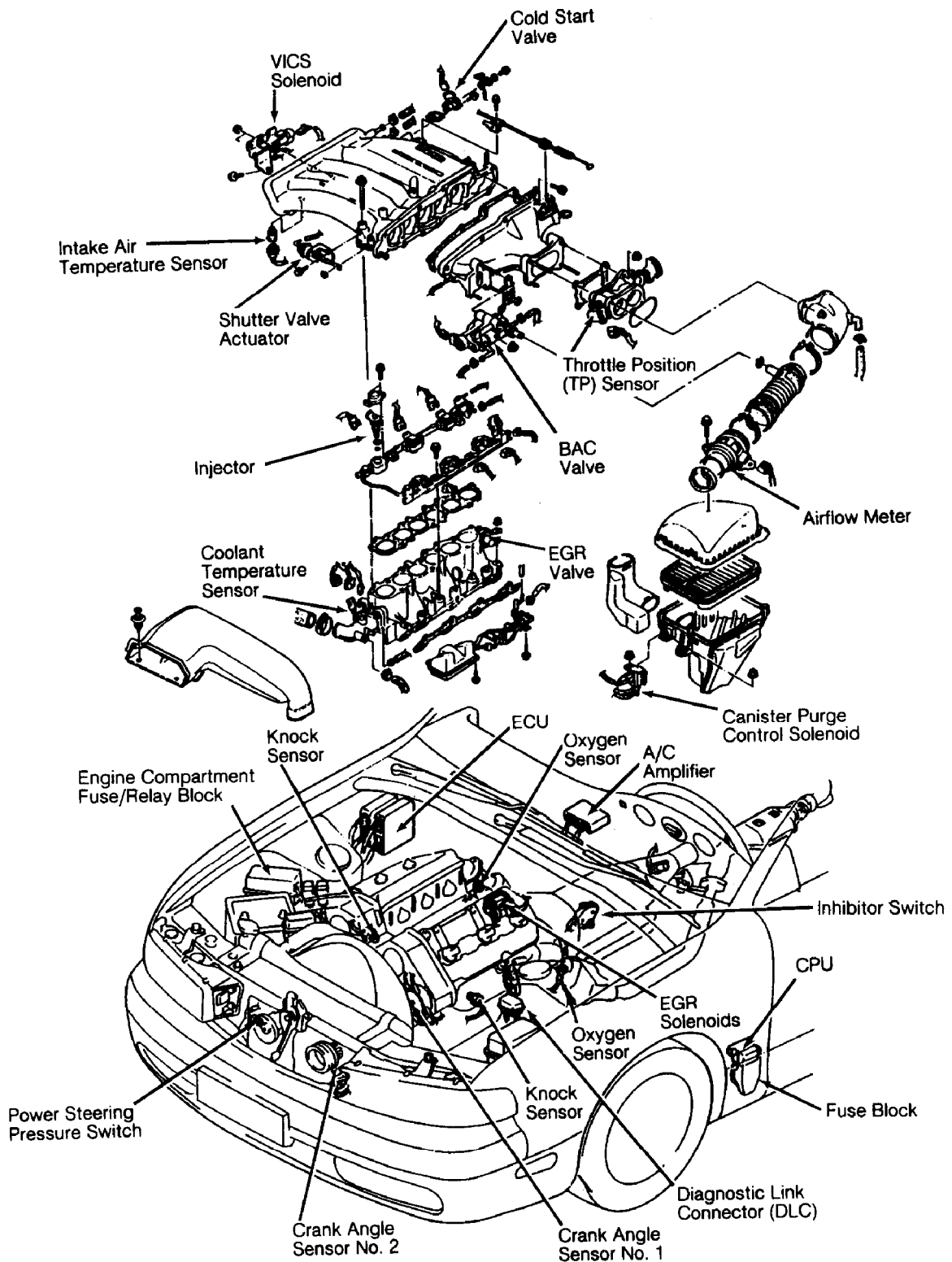
Article Text (p. 6)

1993 Mazda 929

For Techdoc Ltd.

Copyright © 1997 Mitchell International

Wednesday, March 24, 1999 11:53PM



Fuse Block

Behind left side of dash,
above kick panel.

94J31418

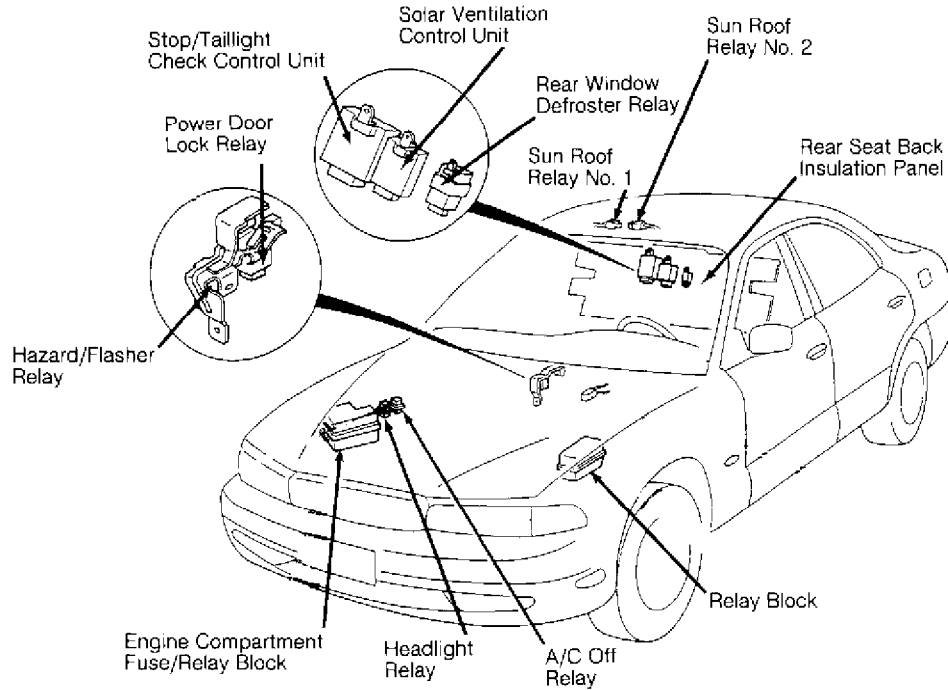
ELECTRICAL COMPONENT LOCATOR

Article Text (p. 7)

1993 Mazda 929

For Techdoc Ltd.

Copyright © 1997 Mitchell International
Wednesday, March 24, 1999 11:53PM



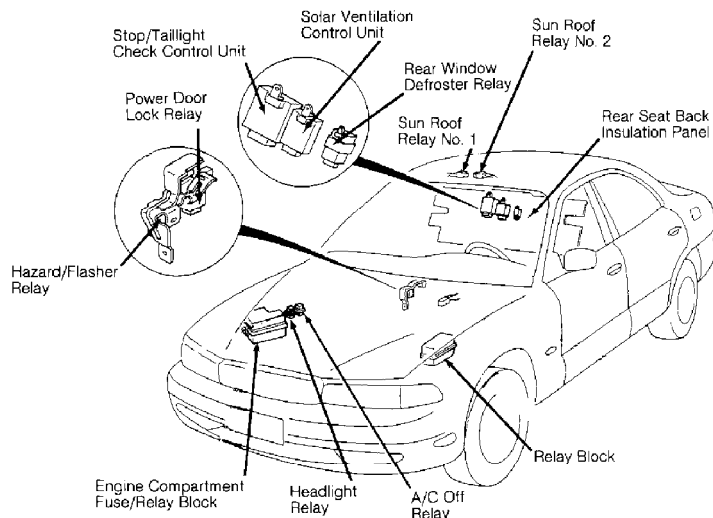
93H27422

Fuse/Relay Block

On right front inner fender panel.

Main Fuses

On positive battery cable terminal.



93H27422

Relay Block

On left front inner fender panel.

ELECTRICAL COMPONENT LOCATOR

Article Text (p. 8)

1993 Mazda 929

For Techdoc Ltd.

Copyright © 1997 Mitchell International

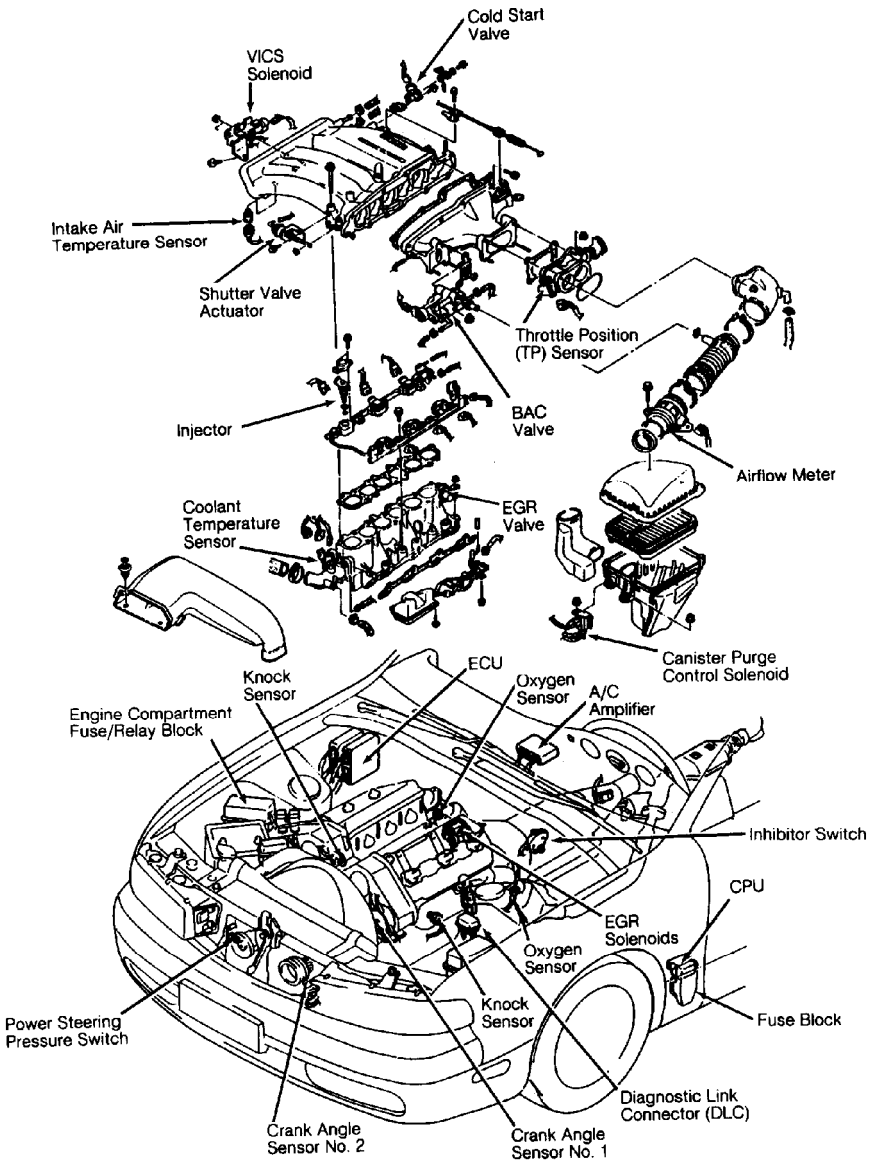
Wednesday, March 24, 1999 11:53PM

CONTROL UNITS

AA	
Component	Component Location
AA	

ABS Control Unit	On bracket, behind rear seat back insulation.
------------------	---

Air Bag Diagnostic Module	On bracket, behind instrument panel.
---------------------------	--------------------------------------



Central Processing Unit (CPU)	94J31418 Behind left side of dash, above kick panel.
-------------------------------	---

ELECTRICAL COMPONENT LOCATOR

Article Text (p. 9)

1993 Mazda 929

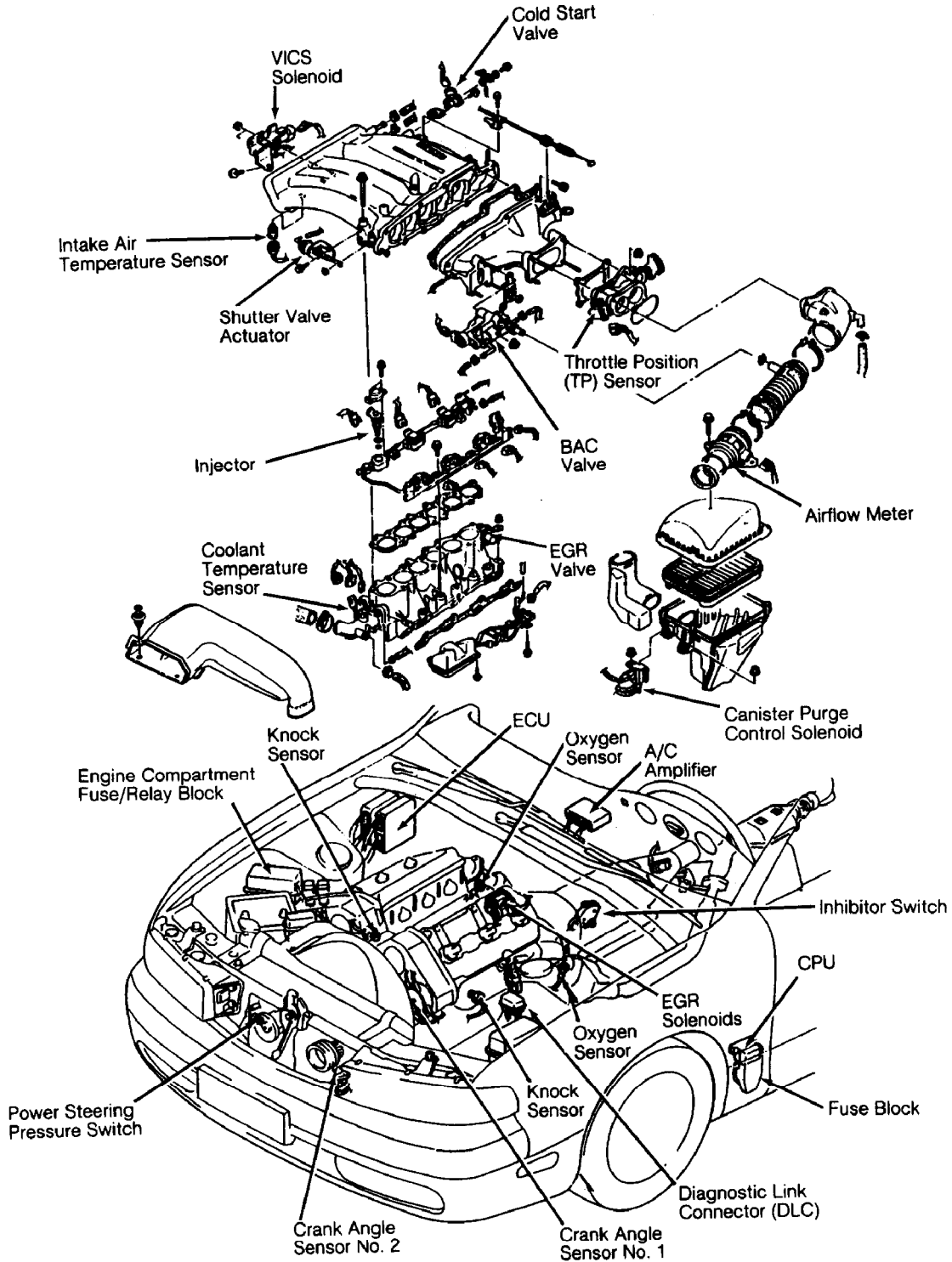
For Techdoc Ltd.

Copyright © 1997 Mitchell International

Wednesday, March 24, 1999 11:53PM

Cruise Control Unit

Behind left front kick panel.



Engine Control Unit (ECU)

Behind right kick panel.

94J31418

ELECTRICAL COMPONENT LOCATOR

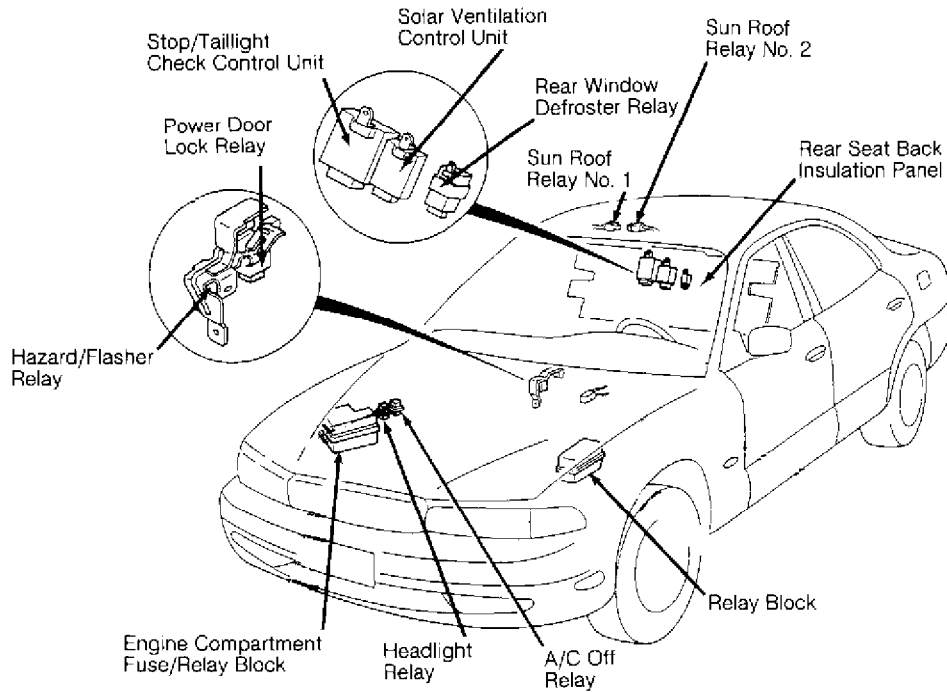
Article Text (p. 10)

1993 Mazda 929

For Techdoc Ltd.

Copyright © 1997 Mitchell International

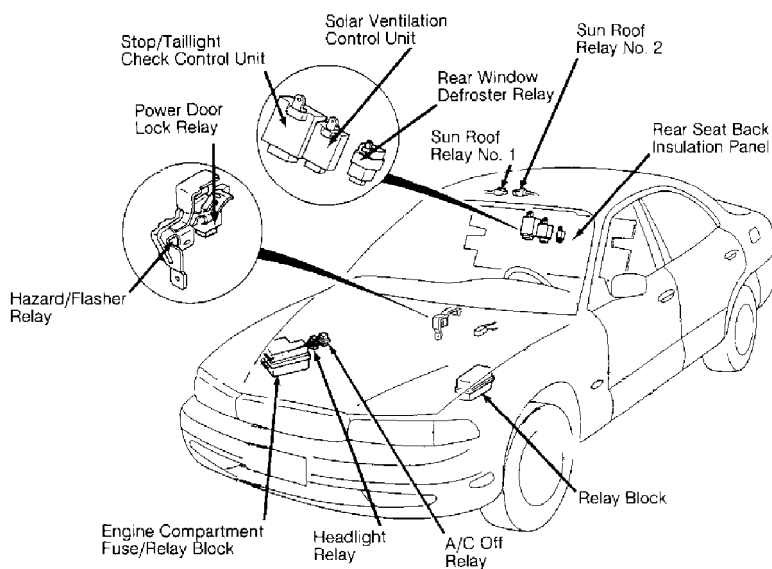
Wednesday, March 24, 1999 11:53PM



93H27422

Solar Ventilation Control Unit

On bracket, behind rear seat back insulation.



93H27422

Stop/Taillight Check
Control Unit

On bracket, behind rear seat back insulation.

ELECTRICAL COMPONENT LOCATOR

Article Text (p. 11)

1993 Mazda 929

For Techdoc Ltd.

Copyright © 1997 Mitchell International

Wednesday, March 24, 1999 11:53PM

MOTORS

AA	
Component	Component Location
AA	
ABS Pump Motor	On right front inner fender panel.
Sun Roof Motor	Behind headliner, in front of sun roof.
Windshield Washer Pump	Bottom of washer fluid reservoir, behind right headlight.
Windshield Wiper Motor	On left side of firewall.

SENDING UNITS & SENSORS

AA	
Component	Component Location
AA	
ABS Speed Sensors	On bracket, on each wheel hub.
A/C System	
Ambient Temp. Sensor	On front center of grille, near receiver-drier.
Evaporator Sensor	On evaporator case.
In-Vehicle Temp. Sensor	Below center of dash, left of center console.
Solar Radiation Sensor	On top left front of dash.
Water Thermosensor	On heater core.
Air Bag System	
"D" Crash Sensors (3)	On center, left and right front of vehicle.
"S" Crash Sensor	Behind center of dash, on firewall.

ELECTRICAL COMPONENT LOCATOR

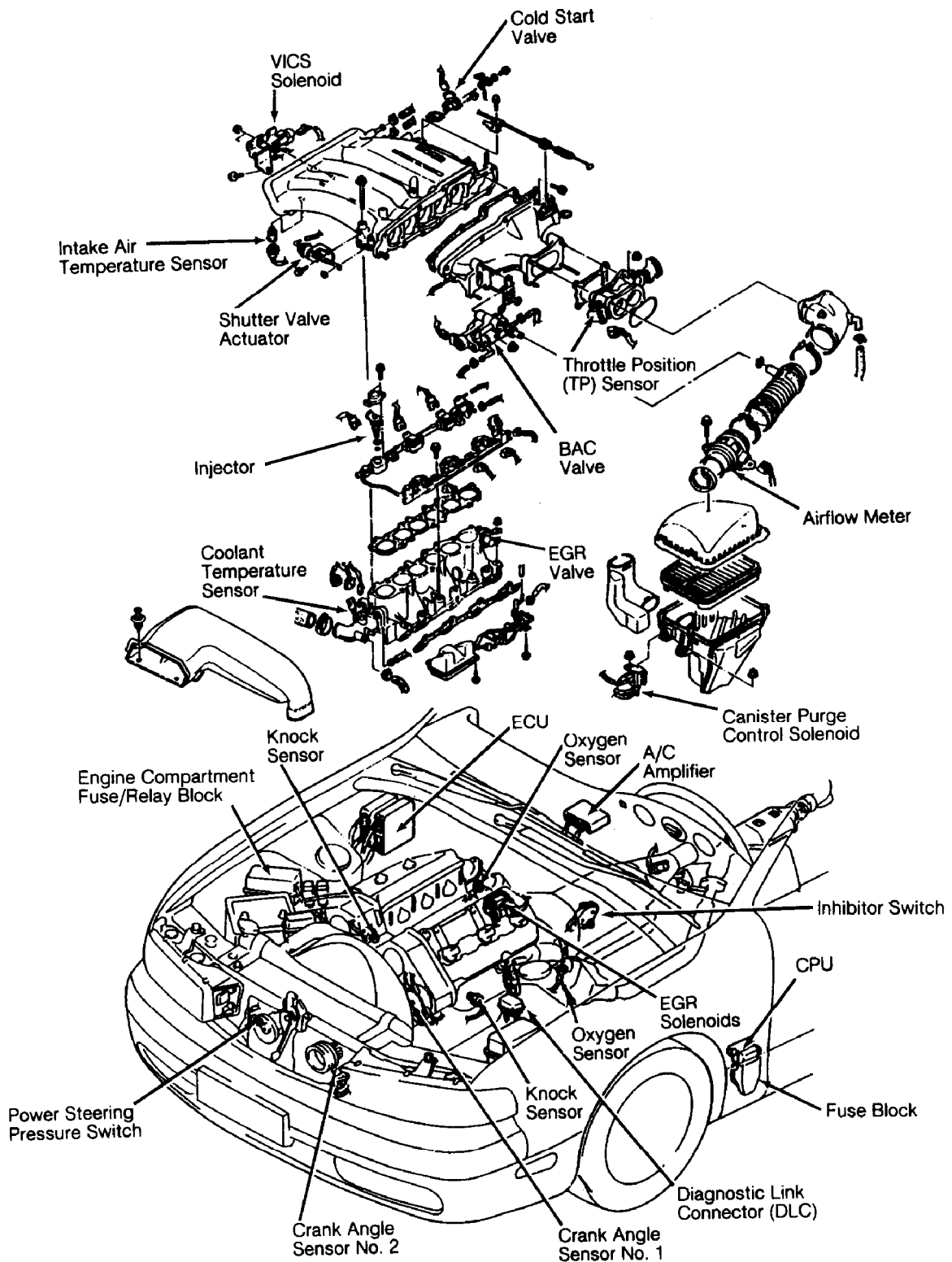
Article Text (p. 12)

1993 Mazda 929

For Techdoc Ltd.

Copyright © 1997 Mitchell International

Wednesday, March 24, 1999 11:53PM



Airflow Meter

On fresh air duct from air filter.

94J31418

ELECTRICAL COMPONENT LOCATOR

Article Text (p. 13)

1993 Mazda 929

For Techdoc Ltd.

Copyright © 1997 Mitchell International

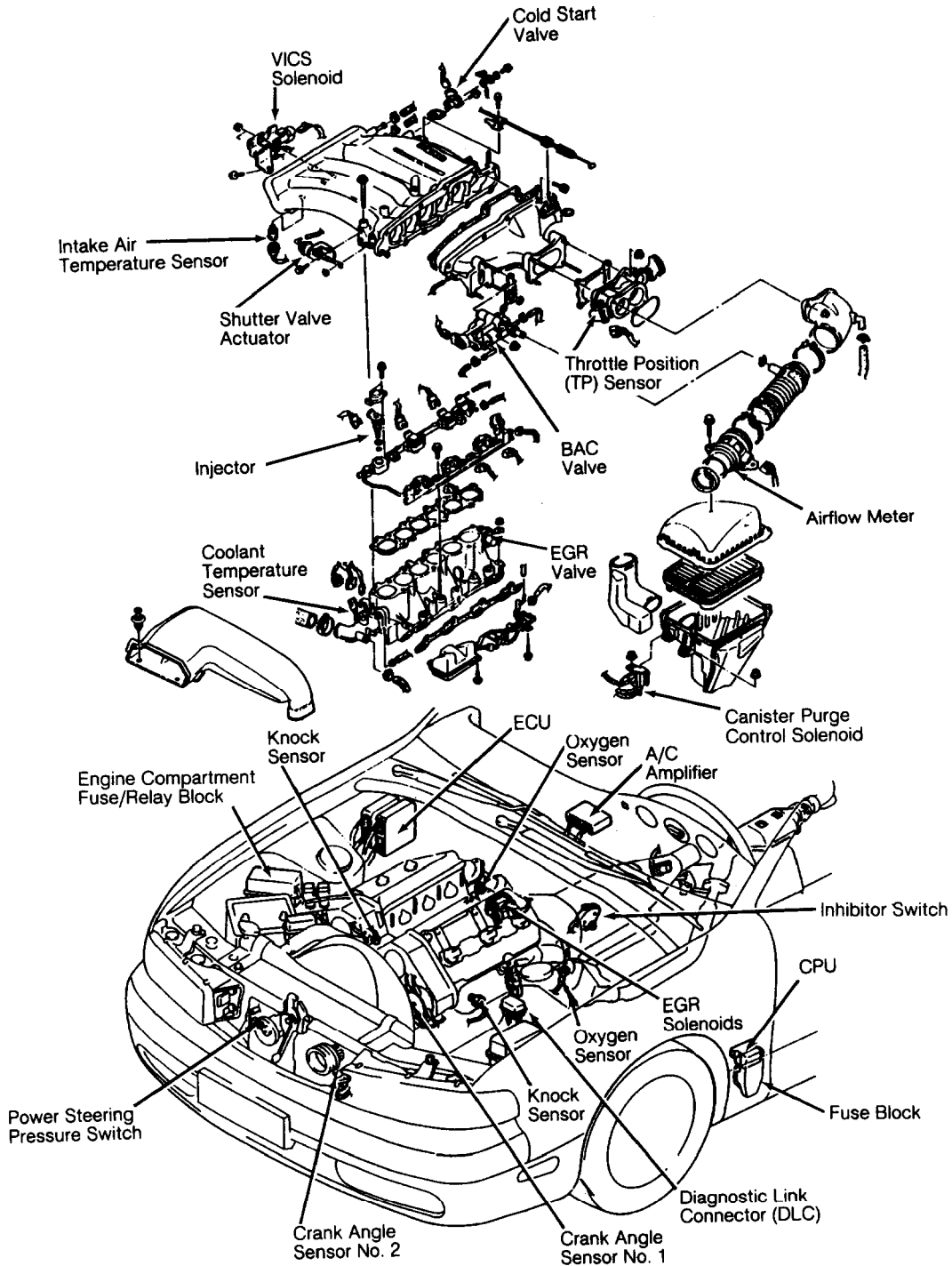
Wednesday, March 24, 1999 11:53PM

ATF Thermosensor

In transmission valve body.

Coolant Temp. Gauge Sending Unit

On thermostat housing.



Coolant Temperature Sensor

On thermostat housing.

Crank Angle Sensor

94J31418

ELECTRICAL COMPONENT LOCATOR

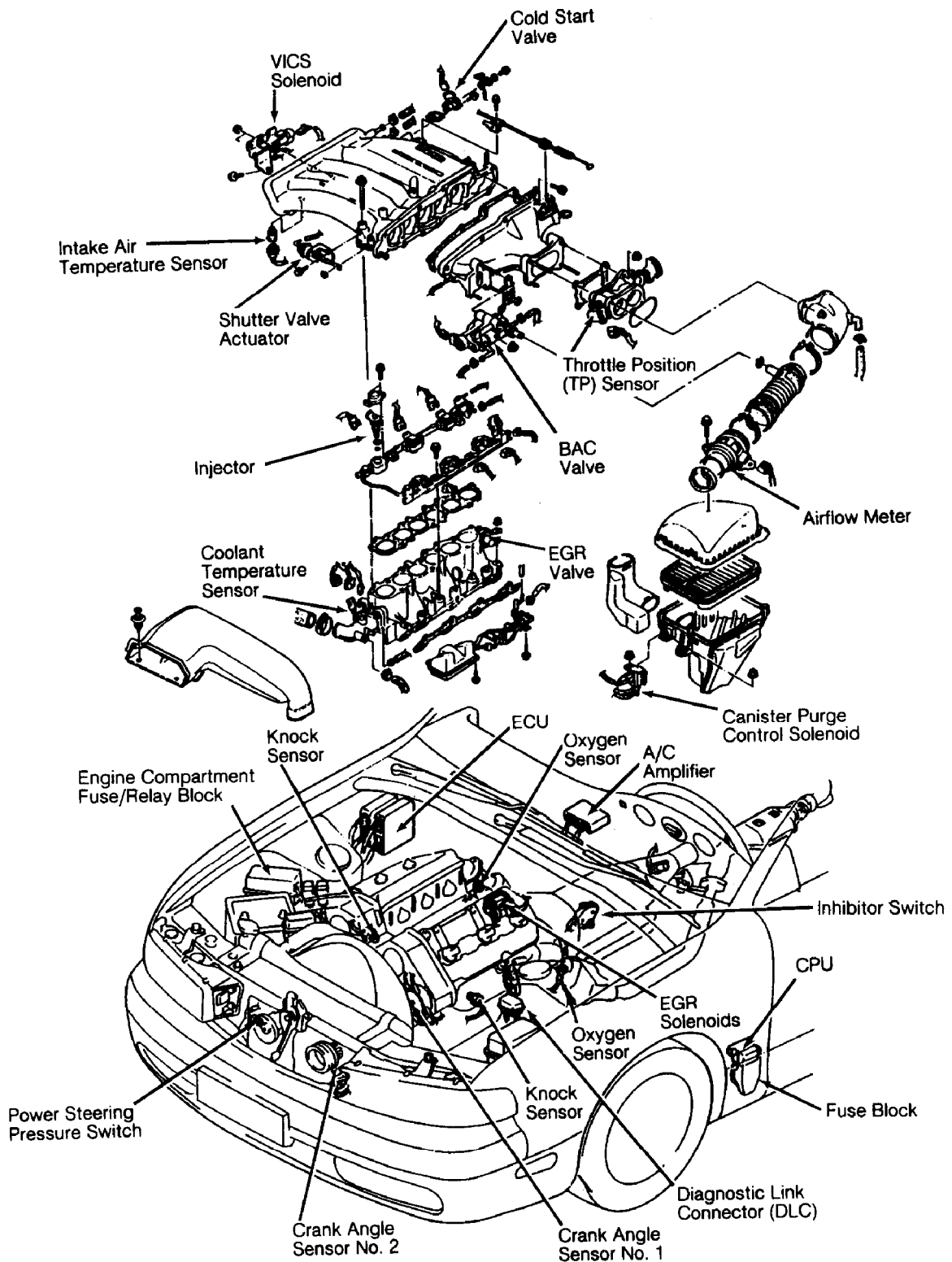
Article Text (p. 14)

1993 Mazda 929

For Techdoc Ltd.

Copyright © 1997 Mitchell International

Wednesday, March 24, 1999 11:53PM



ELECTRICAL COMPONENT LOCATOR

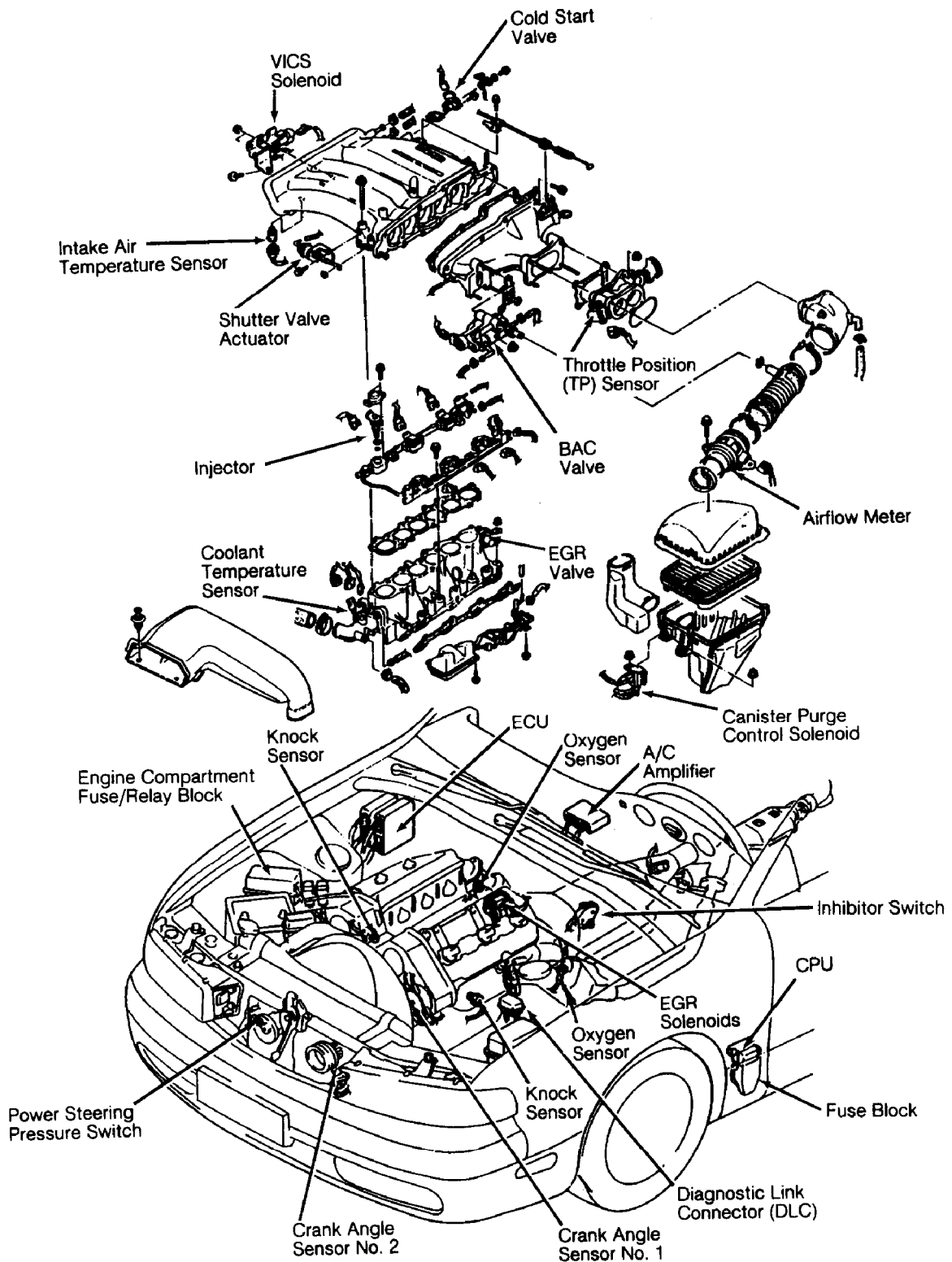
Article Text (p. 15)

1993 Mazda 929

For Techdoc Ltd.

Copyright © 1997 Mitchell International

Wednesday, March 24, 1999 11:53PM



ELECTRICAL COMPONENT LOCATOR

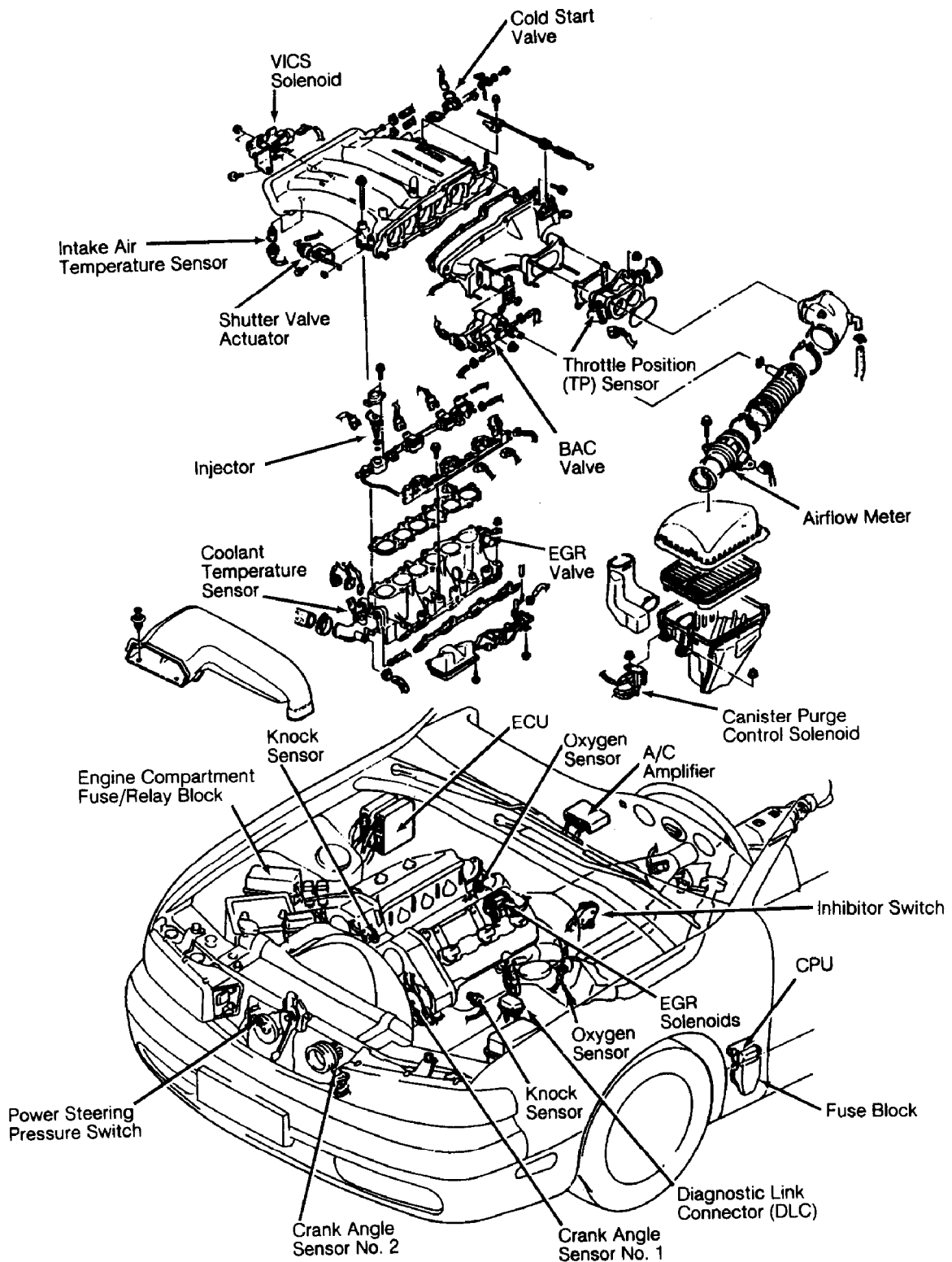
Article Text (p. 16)

1993 Mazda 929

For Techdoc Ltd.

Copyright © 1997 Mitchell International

Wednesday, March 24, 1999 11:53PM



Intake Air Temperature Sensor

On cylinder No. 1 intake runner & in airflow meter.

94J31418

ELECTRICAL COMPONENT LOCATOR

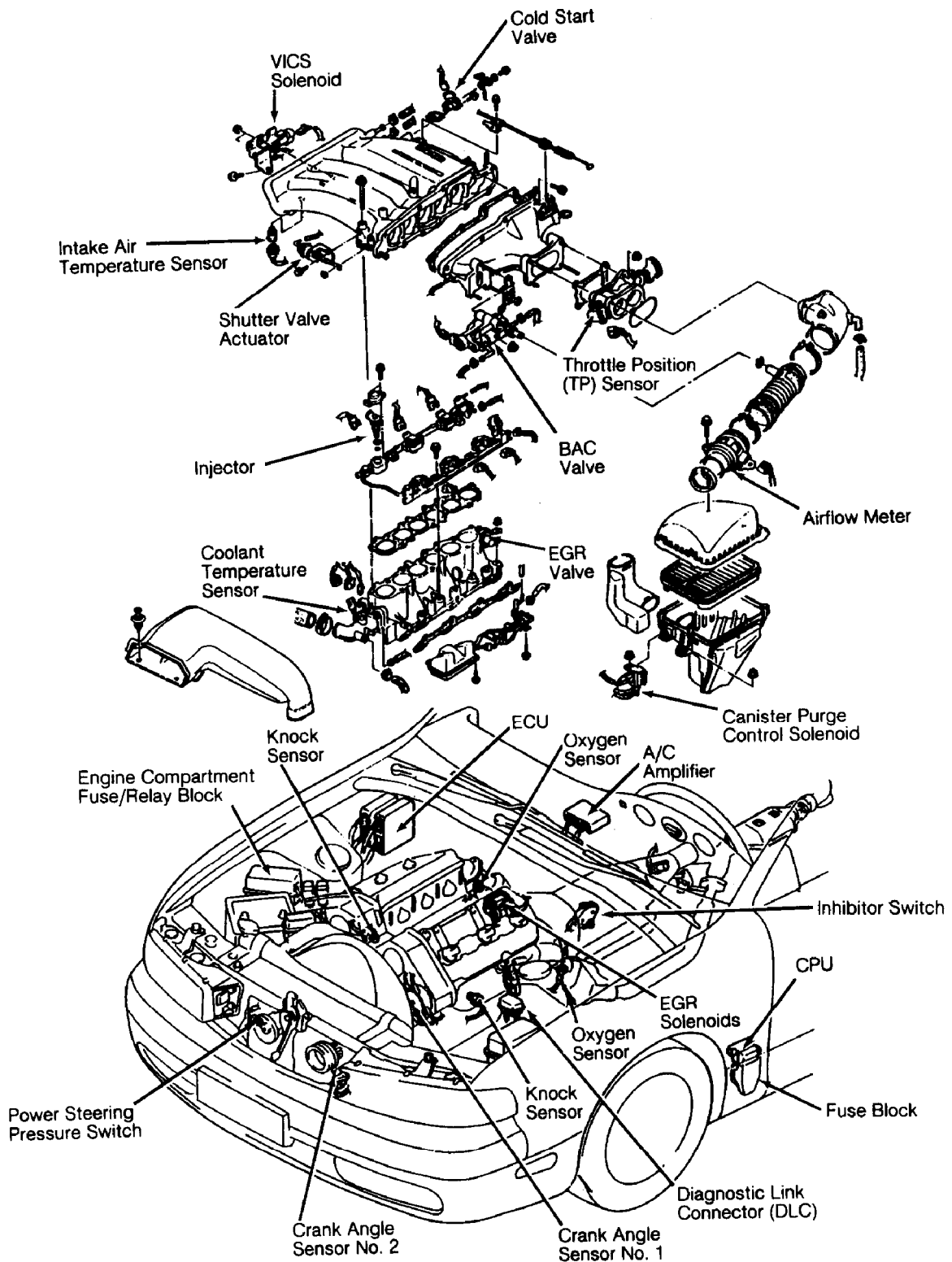
Article Text (p. 17)

1993 Mazda 929

For Techdoc Ltd.

Copyright © 1997 Mitchell International

Wednesday, March 24, 1999 11:53PM



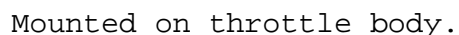
Knock Sensors (2)

On top front of engine & on
left side of engine.

94J31418

Wednesday, March 24, 1999 11:53PM

On right side of transmission
tailshaft.



SOLENOIDS & SOLENOID VALVES

Wednesday, March 24, 1999 11:53PM

This diagram illustrates the exploded view of a vehicle's engine and chassis components, showing the relationship between various sensors, actuators, and control units. The components are labeled as follows:

- VICS Solenoid
- Cold Start Valve
- Intake Air Temperature Sensor
- Shutter Valve Actuator
- Injector
- Throttle Position (TP) Sensor
- BAC Valve
- EGR Valve
- Coolant Temperature Sensor
- Airflow Meter
- Canister Purge Control Solenoid
- ECU (Engine Control Unit)
- Oxygen Sensor
- A/C Amplifier
- Inhibitor Switch
- CPU (Central Processing Unit)
- Fuse Block
- Diagnostic Link Connector (DLC)
- Crank Angle Sensor No. 1
- Crank Angle Sensor No. 2
- Knock Sensor
- Knock Sensor
- Oxygen Sensor
- EGR Solenoids
- Power Steering Pressure Switch
- Engine Compartment Fuse/Relay Block

Mounted on air cleaner housing.

94J31418

ELECTRICAL COMPONENT LOCATOR

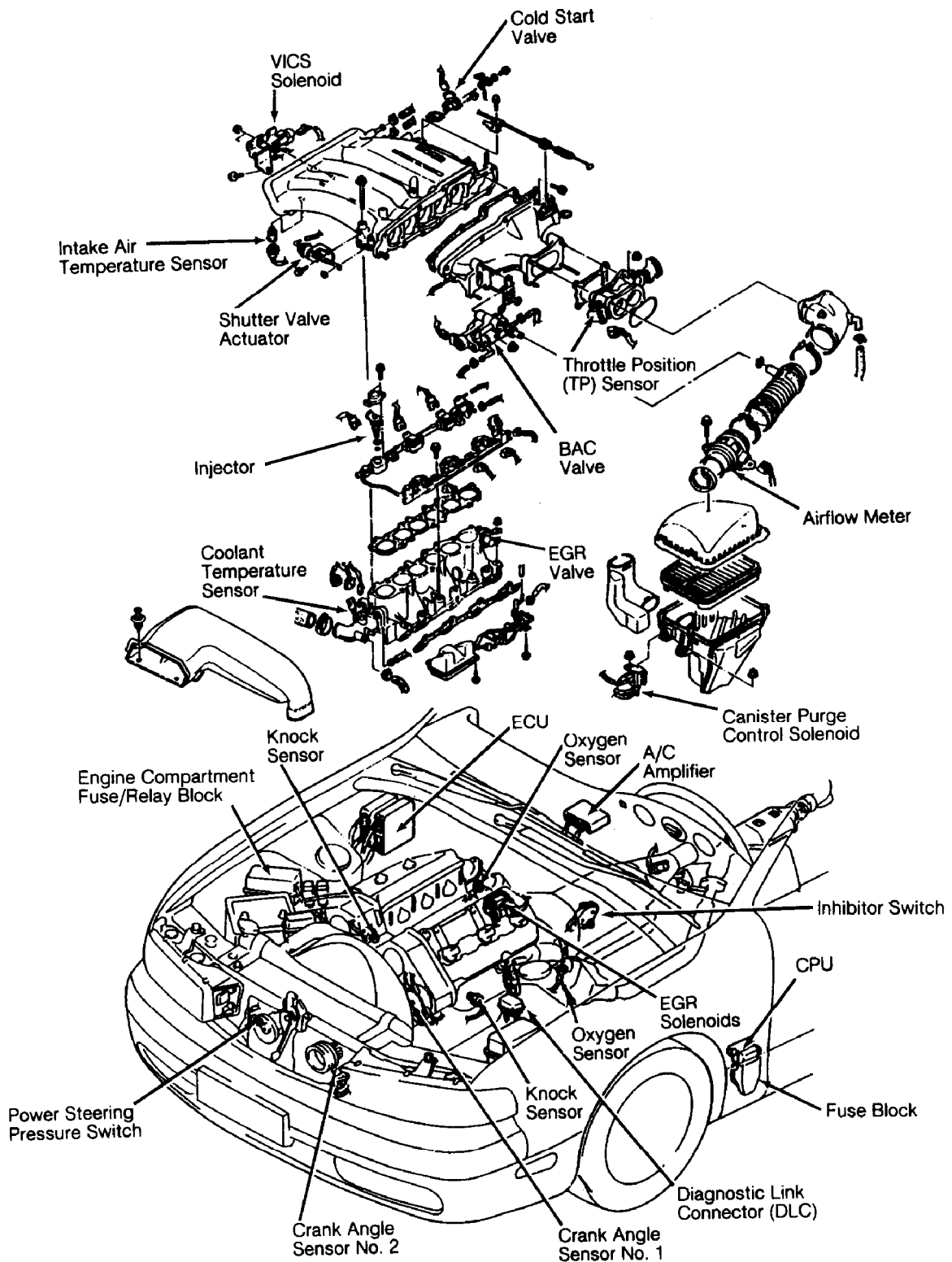
Article Text (p. 20)

1993 Mazda 929

For Techdoc Ltd.

Copyright © 1997 Mitchell International

Wednesday, March 24, 1999 11:53PM



EGR Solenoids (2)

On top rear of engine, near
EGR valve.

94J31418

ELECTRICAL COMPONENT LOCATOR

Article Text (p. 21)

1993 Mazda 929

For Techdoc Ltd.

Copyright © 1997 Mitchell International

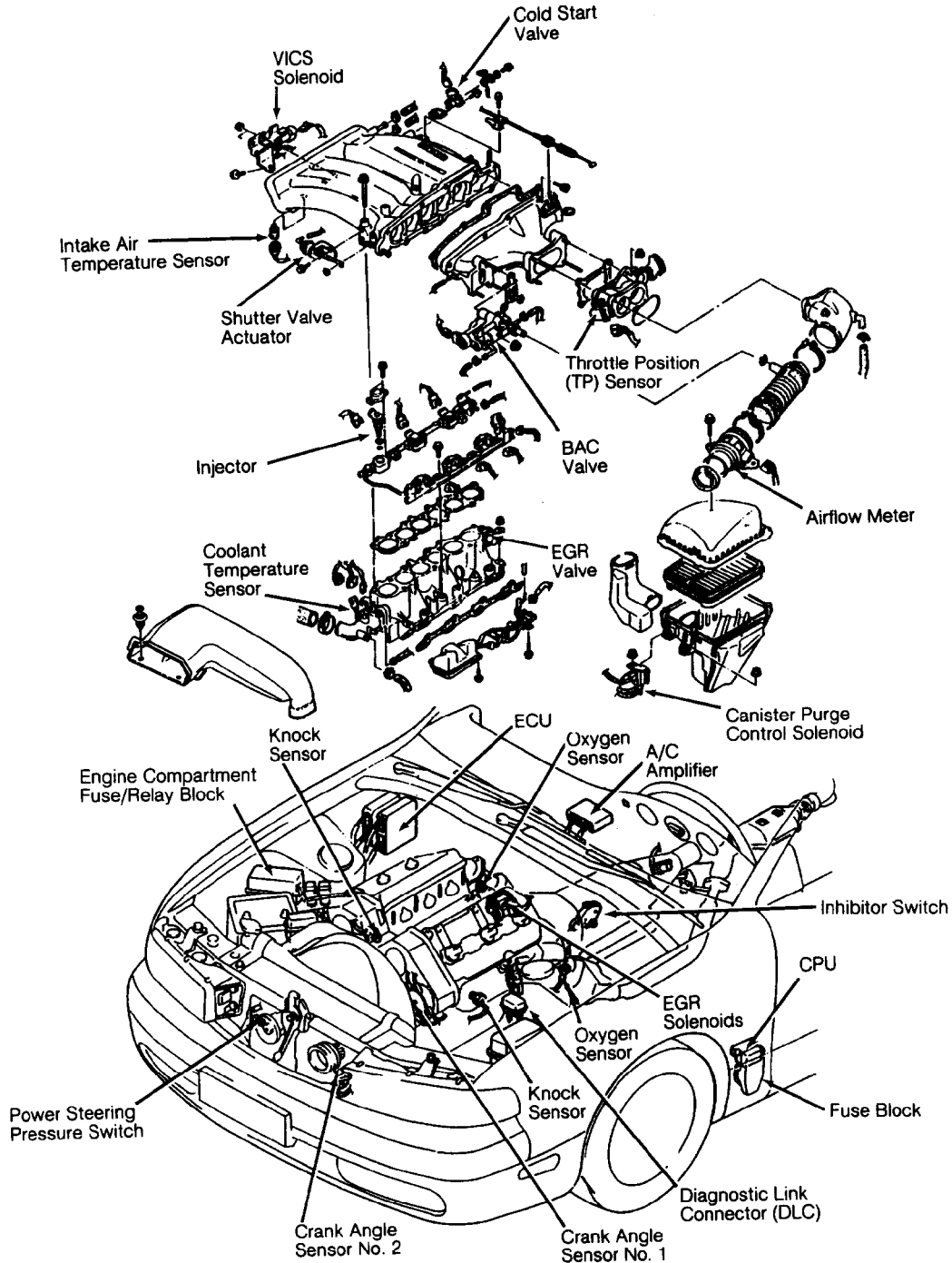
Wednesday, March 24, 1999 11:53PM

Key Interlock Solenoid

On ignition switch assembly.

Purge Control Solenoid Valve

On left front of engine, near charcoal canister.



Variable Inertia Charging
System (VICS) Solenoid

Mounted on cylinder No. 3
intake runner.

94J31418

ELECTRICAL COMPONENT LOCATOR

Article Text (p. 23)

1993 Mazda 929

For Techdoc Ltd.

Copyright © 1997 Mitchell International

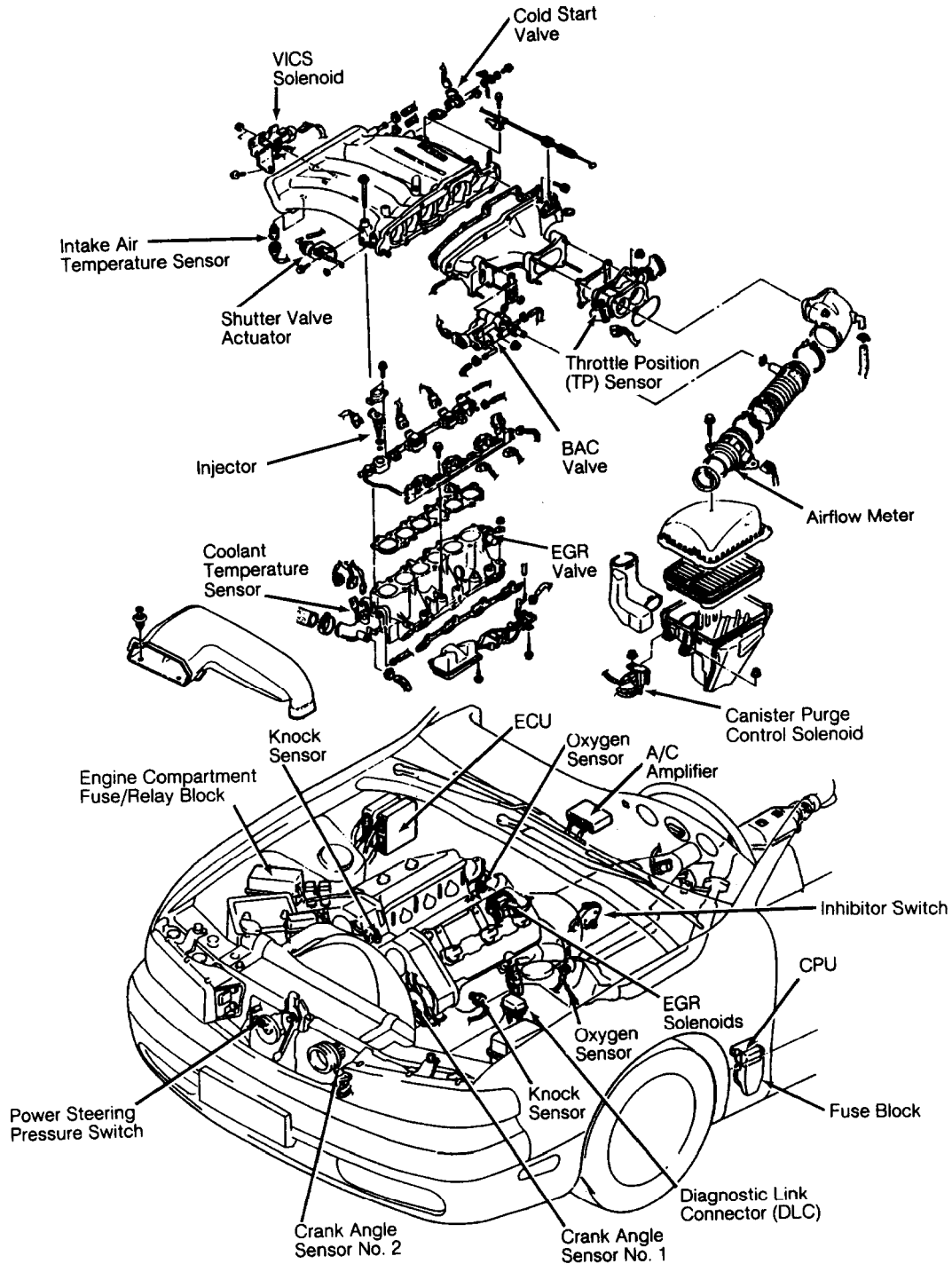
Wednesday, March 24, 1999 11:53PM

Oil Pressure Switch

On oil filter adapter.

"P" Range Switch (A/T)

On bottom of shifter.



Power Steering Pressure Switch

On power steering pump assembly.

94J31418

ELECTRICAL COMPONENT LOCATOR

Article Text (p. 24)

1993 Mazda 929

For Techdoc Ltd.

Copyright © 1997 Mitchell International

Wednesday, March 24, 1999 11:53PM

Seat Belt Warning Switch

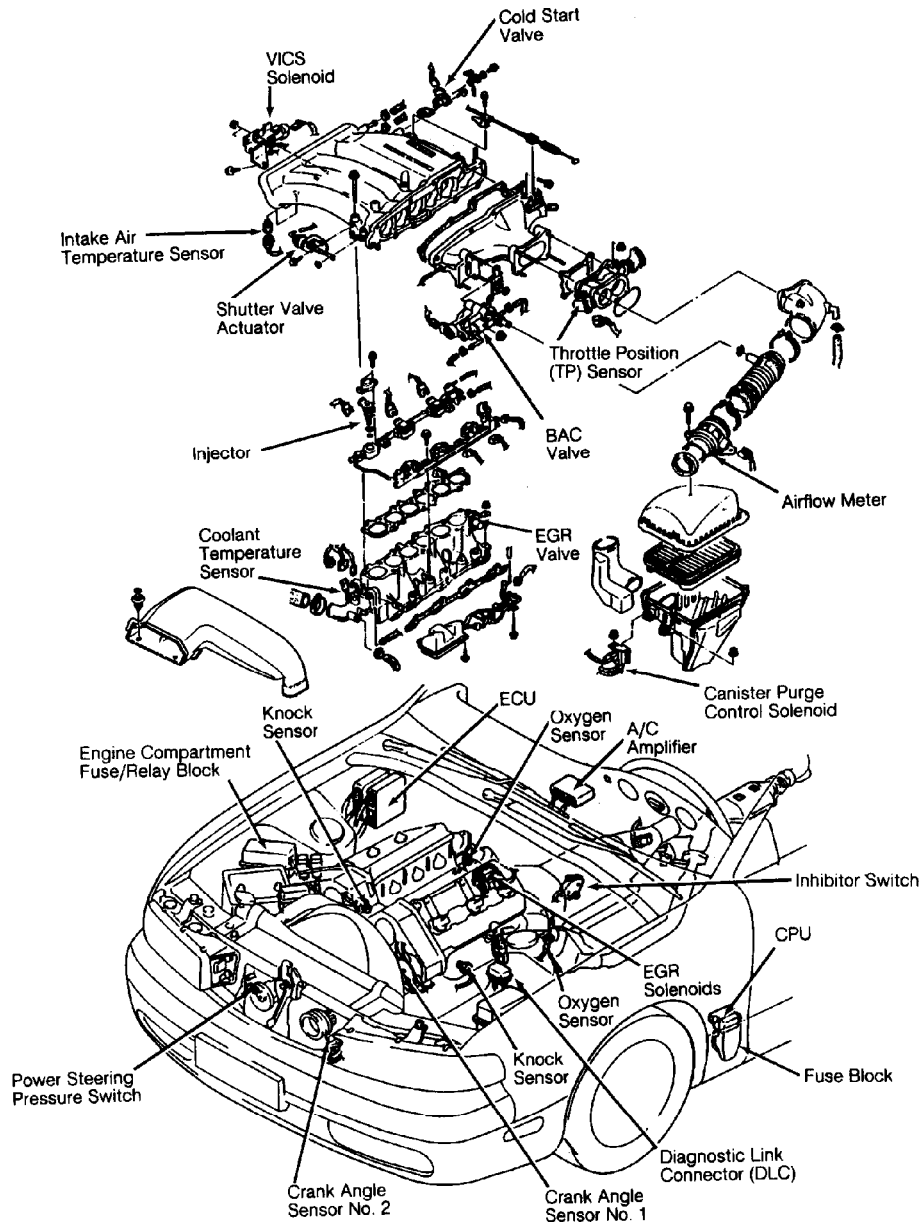
On each front seat belt buckle.

Stoplight Switch

On brake pedal bracket.

MISCELLANEOUS

~~~~~  
Component Component Location  
~~~~~



A/C Amplifier

94J31418
Under center of dash, forward of center console.

ELECTRICAL COMPONENT LOCATOR

Article Text (p. 25)

1993 Mazda 929

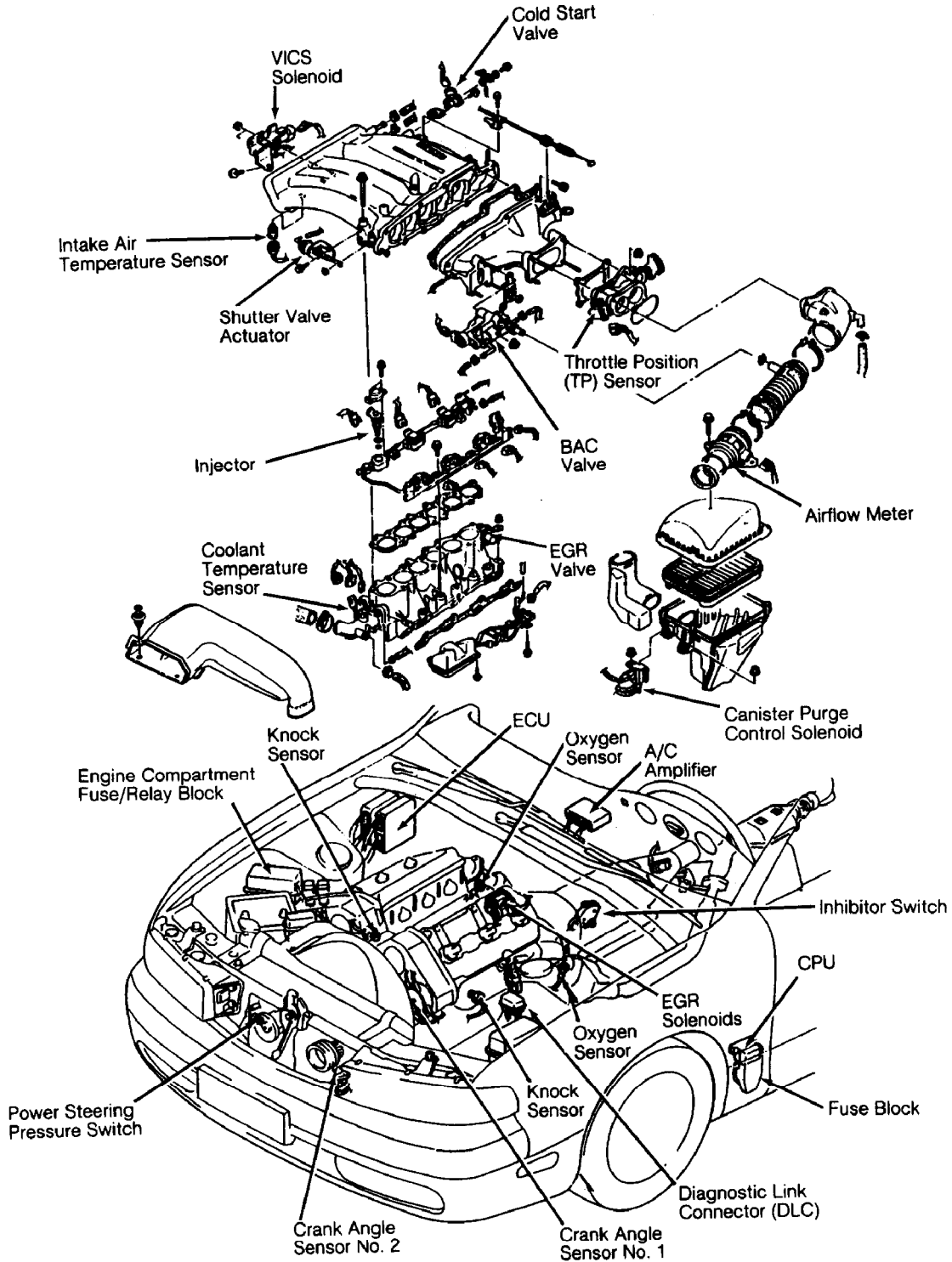
For Techdoc Ltd.

Copyright © 1997 Mitchell International

Wednesday, March 24, 1999 11:53PM

A/C-Heater Power Transistor

On bottom of blower case.



Data Link Connector (DLC)

Mounted on air cleaner housing.

94J31418

ELECTRICAL COMPONENT LOCATOR

Article Text (p. 26)

1993 Mazda 929

For Techdoc Ltd.

Copyright © 1997 Mitchell International

Wednesday, March 24, 1999 11:53PM

Pulse Generator

On top left of bellhousing.

Shift Lock Actuator

Behind shifter.

AA

END OF ARTICLE