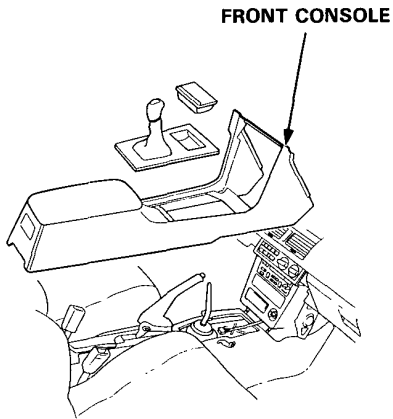


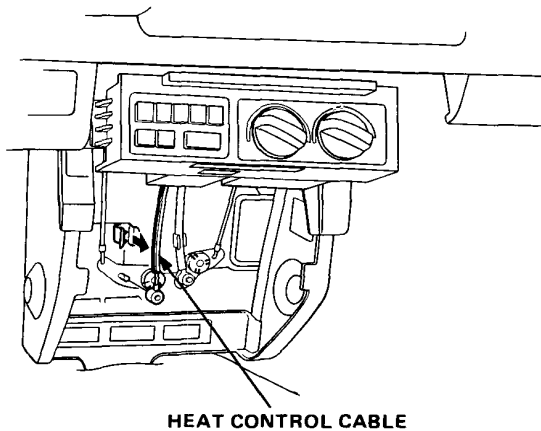
# Function Control Panel

## Removal

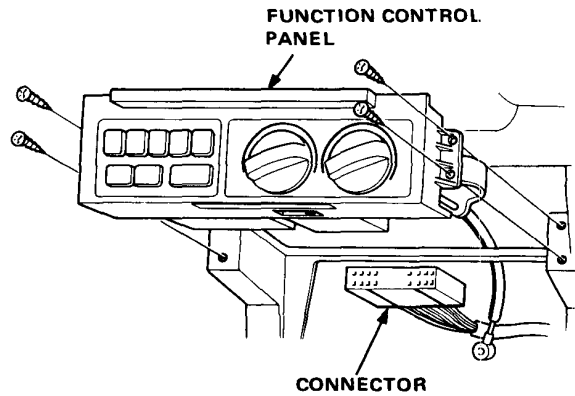
1. Remove the screws, then remove the front console (See Section 14).
2. Remove the radio/cassette player.



3. Remove the heat control cable from the heater. heater.



4. Remove the screws (4).
5. Disconnect the connector and remove the function control panel.



Install in the reverse order of removal and make sure the heat control cable is properly adjusted.