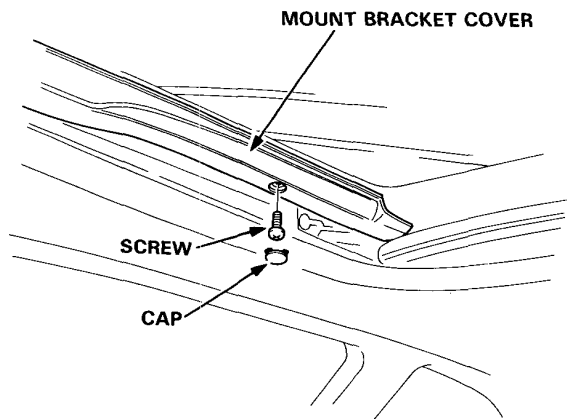


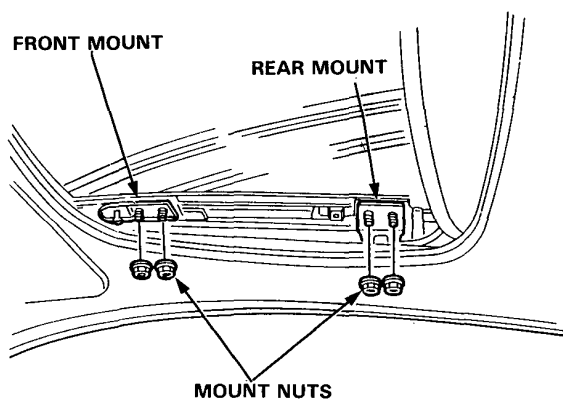
Sunroof

Glass and Sunshade Replacement

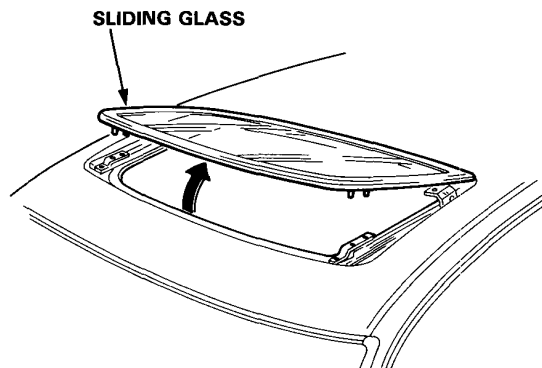
1. Slide sunshade all the way back.
2. Pry plug out of each bracket cover, remove screw, and slide cover off to the rear.



3. Close the glass fully.
4. Remove the nuts from front and rear mounts on both sides.



5. Remove the sliding glass by lifting up and pulling forward as shown.



6. Remove the wind deflector.
7. Remove the sunshade as shown.

