

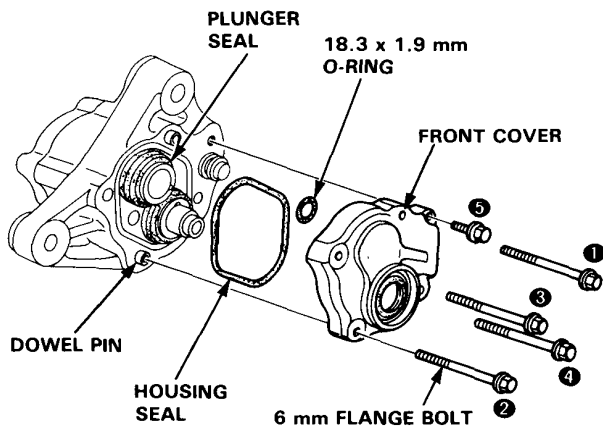


Housing Disassembly

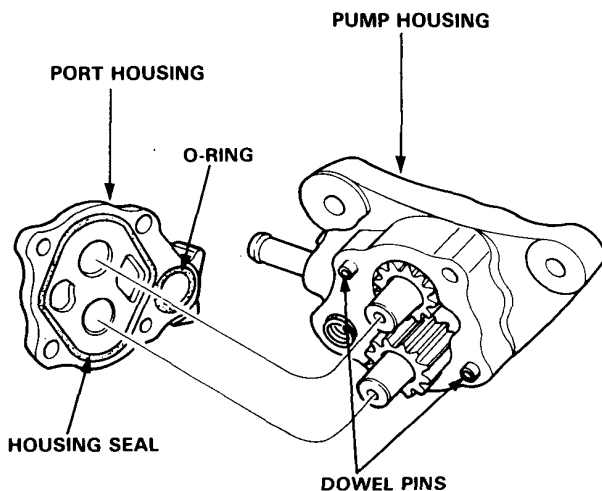
CAUTION: The pump components are made of aluminum. Be careful not to damage them when servicing.

1. Remove the pump from car (page 11-17), and remove the pulley (page 11-18) and pump front cover.

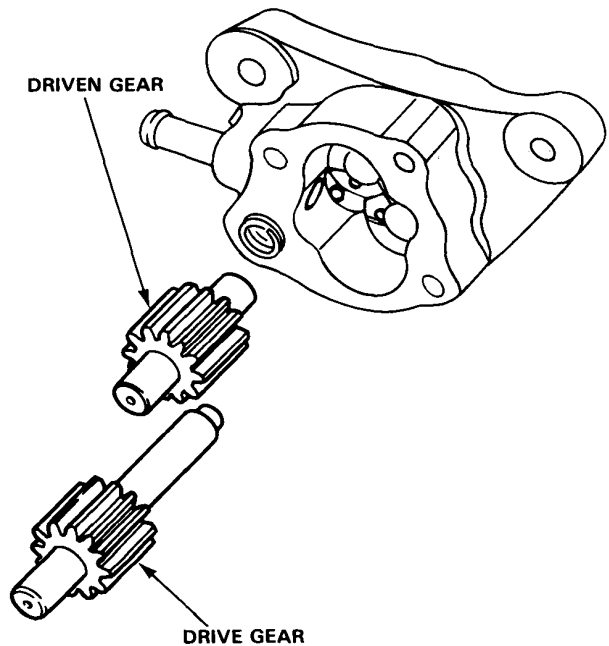
NOTE: Remove the front cover bolts in the sequence shown.



2. Remove the housing seal from the pump housing.
3. Remove the dowel pins, plunger seal and O-ring from the pump housing.
4. Separate the port housing from the pump housing.



5. Remove the dowel pins from the pump housing and remove the housing seal and O-ring from the port housing.
6. Remove the pump drive and driven gears from the housing.



7. Remove the plungers.
8. Pry the oil seal out from the front cover.

