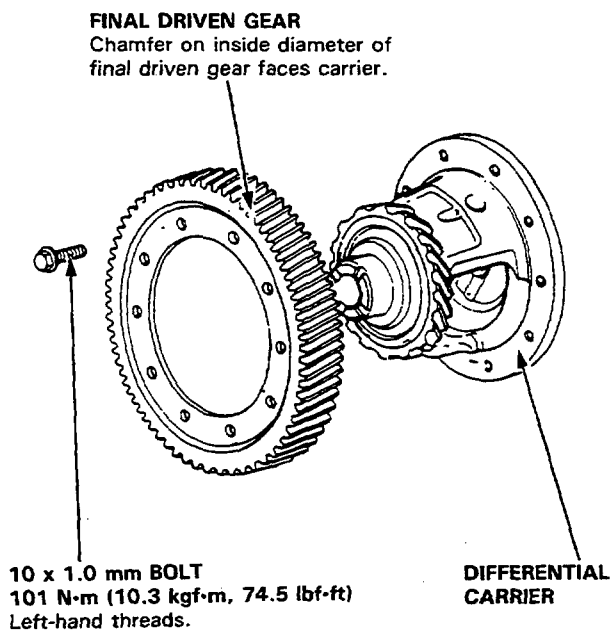




Final Driven Gear Replacement

1. Remove the bolts in a crisscross pattern in several steps, then remove the final driven gear from the differential carrier.

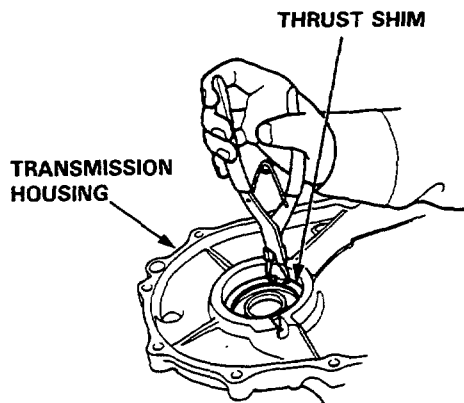
NOTE: The final driven gear bolts have left-hand threads.



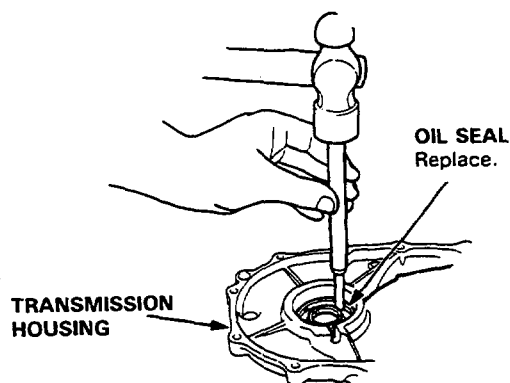
2. Install the final driven gear by tightening the bolts in a crisscross pattern in several steps.

Oil Seal Removal

1. Remove the differential assembly.
2. Remove the thrust shim from the transmission housing.



3. Remove the oil seal from the transmission housing.



4. Remove the oil seal from the clutch housing.

