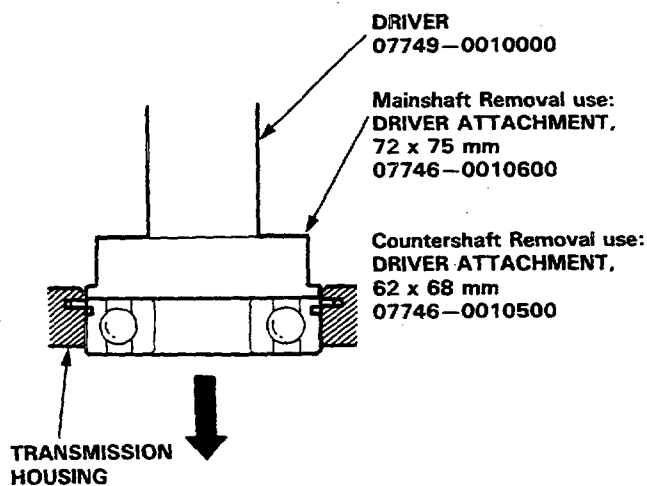
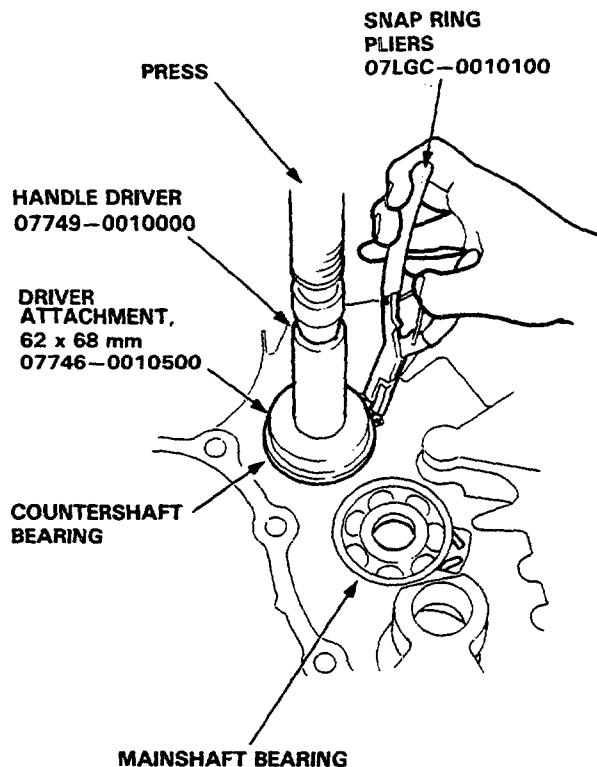


Transmission Housing Bearings

Mainshaft/Countershaft Bearings Replacement

1. To remove the mainshaft and countershaft bearings from the transmission housing, expand each snap ring with snap ring pliers, then push the bearing out using the special tools and a press as shown.

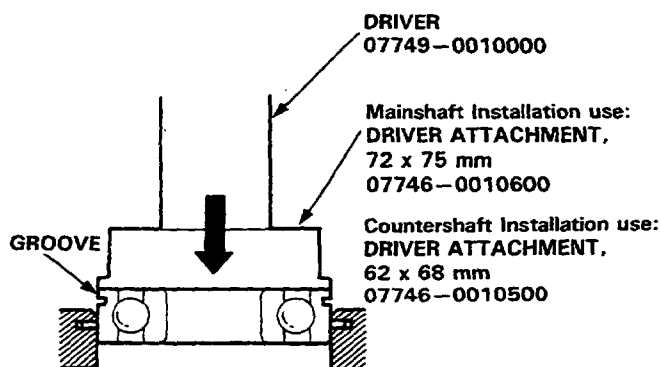
NOTE: Do not remove the snap rings unless it's necessary to clean the grooves in the housing.



2. Expand each snap ring with snap ring pliers, insert the new bearing part-way into the housing using the special tools and a press as shown. Install the bearing with the groove facing outside the housing.

NOTE: Coat all parts with ATF.

3. Release the pliers, then push the bearing down into the housing until the ring snaps in place around it.



4. After installing the bearing verify the following:
 - The snap ring is seated in the bearing and housing grooves.
 - The snap ring operates properly.
 - The ring end gap is correct.

