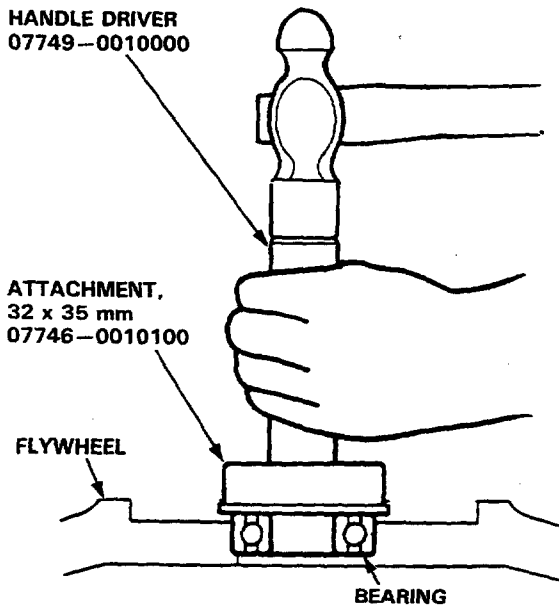


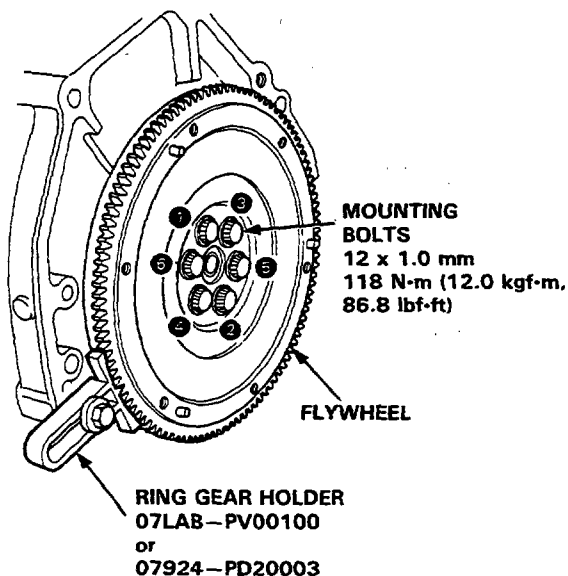
Clutch Disc, Pressure Plate



4. Drive the new bearing into the flywheel using the special tools as shown.



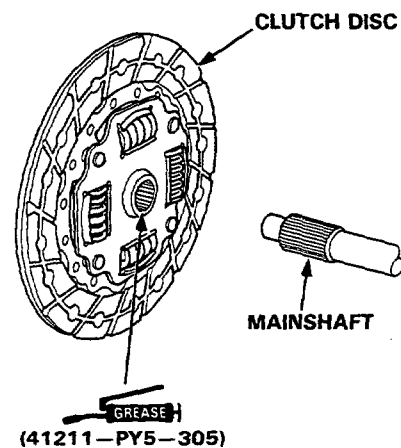
5. Align the hole in the flywheel with the crankshaft dowel pin, and install the flywheel. Install the mounting bolts finger-tight.
6. Install the special tool, then torque the flywheel mounting bolts in a crisscross pattern in several steps as shown.



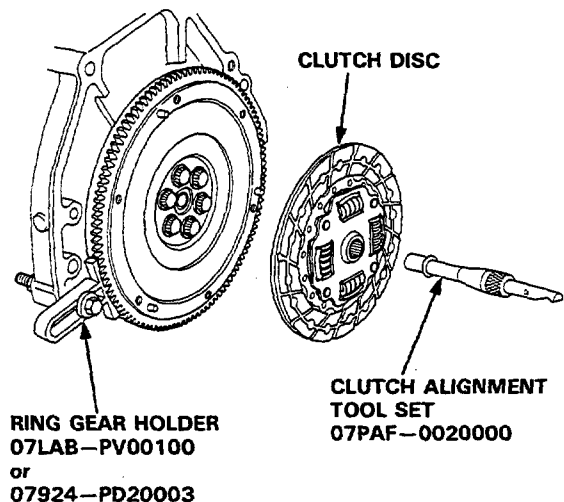
Installation

1. Apply grease to inner dia. Spline thinly and uniformly, mate and slide mainshaft, and remove extra overflow grease.

NOTE: Use only HONDA Genuine Urea Grease UM264 (P/N 41211-PY5-305).



2. Install the ring gear holder.
3. Install the clutch disc using the special tools as shown.



(cont'd)