

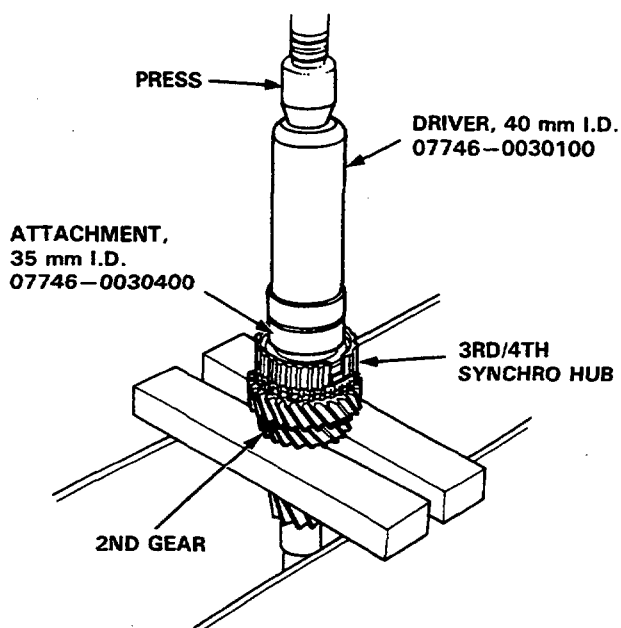


Reassembly

CAUTION: When installing the 3rd/4th and 5th synchro hubs, support the shaft on steel blocks, and install the synchro hubs using a press.

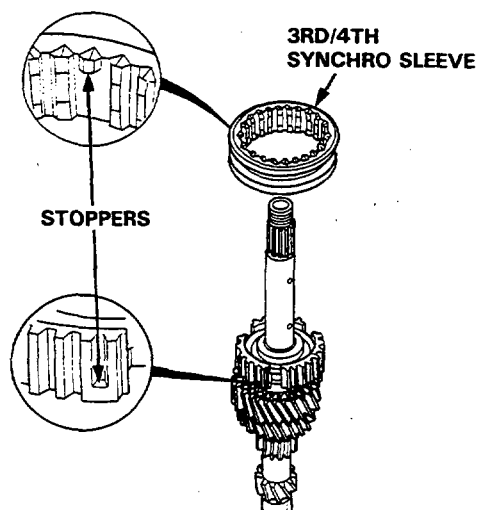
NOTE: Refer to page 13-13 for reassembly sequence.

1. Support 2nd gear on steel blocks, then install the 3rd/4th synchro hub using the special tools and a press as shown.

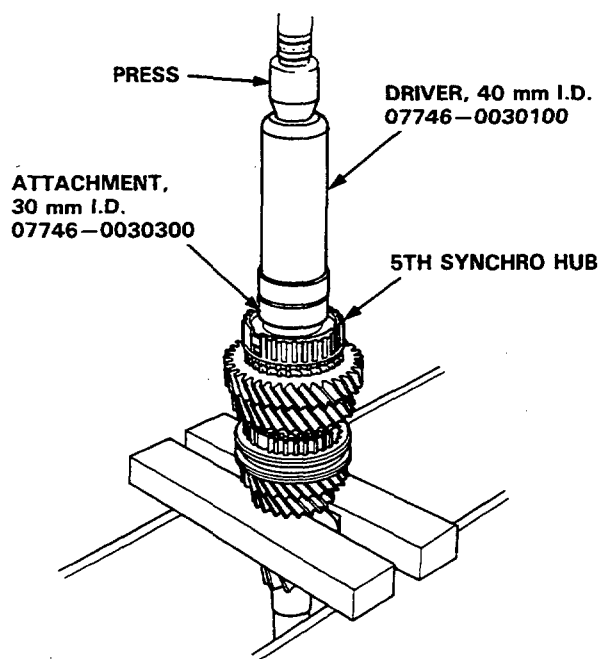


2. Install the 3rd/4th synchro sleeve by aligning the stoppers of the 3rd/4th synchro sleeve and hub.

NOTE: After installing, Check the operation of the 3rd/4th synchro hub set.



3. Install the 5th synchro hub using the special tools and a press as shown.



4. Install the ball bearing using the special tools and a press as shown.

NOTE: Install the ball bearing with the tapered end facing down.

